



Door & Gate HARDWARE



Distributor :



Energy Power Save Co.,Ltd.

Address: 442/2 Chan Road, Thung Watdon, Sathon Bangkok Thailand 10120

Tel: (+66) 02 114 7145-9 Auto. 5Line

Fax: +66 02 - 673 1263


Email : info@7-mars.com, www.7-mars.com

Post Code: 10120




SPECIAL ACCESSORIES FOR METAL GATE, DOORS AND FENCES

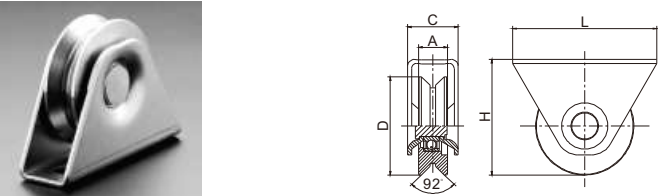
CATALOGUE



SLIDING GATE WHEEL SERIES	滑轮系列	Pg. 1-8
CANTILEVER GATE CARRIAGE SERIES	悬轮系列	Pg. 9-18
HANGING DOOR ROLLER SERIES	挂轮系列	Pg. 19-26
FOLDING DOOR SERIES	折叠门系列	Pg. 27-30
GATE STOPPER	门吸	Pg. 30
NYLON ROLLER SERIES	尼龙轮系列	Pg. 31-34
GATE HINGE	门铰链	Pg. 35-44
GATE LATCH	门插销	Pg. 45-48
POST CAP	柱盖	Pg. 49-50
OTHER PRODUCTS	其他	Pg. 51-52
AUSTRALIAN PRODUCTS	澳洲产品	Pg. 53-56
AMERICAN PRODUCTS	美国产品	Pg. 57-64

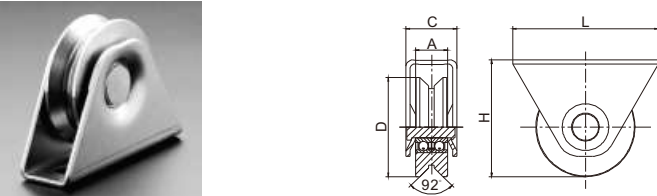


梯形Y槽单轴承滑轮
Sliding Gate Wheel with Exterior Bracket(Single Bearing,Y groove)



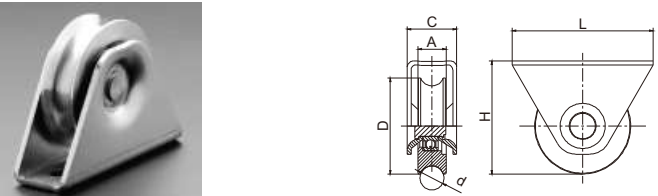
NO.	D	A	C	H	L	WT(g)
HT1Y30	30	10	16	35	45	63
HT1Y40	38	12	20	44	58	132
HT1Y50	50	15	25	57	75	257
HT1Y60	58	17	28	64	85	387
HT1Y70	68	20	35	80	100	616
HT1Y80	78	20	35	85	100	779
HT1Y90	88	20	36	100	132	1108
HT1Y100	98	22	36	105	132	1371
HT1Y120	118	25	37	127	158	2307

梯形Y槽双轴承滑轮
Sliding Gate Wheel with Exterior Bracket(Double Bearings, Y groove)



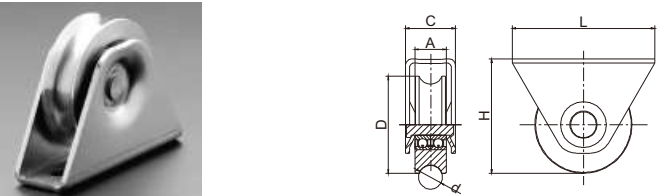
NO.	D	A	C	H	L	WT(g)
HT2Y40	38	22	29	44	58	188
HT2Y50	48	22	30	56	72	332
HT2Y60	58	26	38	67	100	535
HT2Y70	68	25	35	80	100	749
HT2Y80	78	25	35	85	100	936
HT2Y90	88	25	36	100	132	1312
HT2Y100	98	25	36	105	132	1562
HT2Y120	118	30	42	127	158	2762

梯形U槽单轴承滑轮
Sliding Gate Wheel with Exterior Bracket(Single Bearing, U groove)



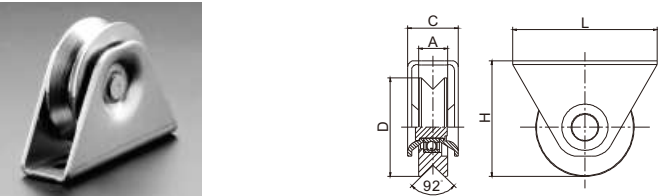
NO.	D	A	C	H	d	WT(g)
HT1U30R5	30	10	16	35	10.5	62
HT1U40R5	38	12	20	44	10.5	127
HT1U50R6	50	15	25	57	12.5	237
HT1U60R8	58	17	28	64	16.5	397
HT1U70R8	68	20	35	80	16.5	575
HT1U80R8	78	20	35	85	16.5	731
HT1U90R8	88	20	36	100	16.5	1043
HT1U100R8	98	22	36	105	16.5	1337
HT1U80R10	78	24	35	85	20.5	776
HT1U90R10	88	25	36	100	20.5	1118
HT1U100R10	98	25	36	105	20.5	1360
HT1U120R10	118	25	37	127	20.5	2112

梯形U槽双轴承滑轮
Sliding Gate Wheel with Exterior Bracket(Double Bearings, U groove)



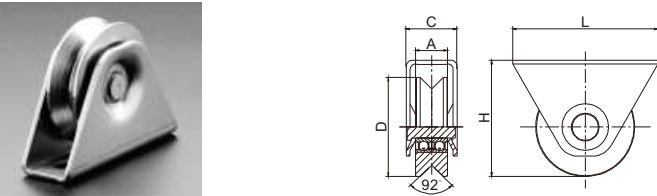
NO.	D	A	C	H	d	WT(g)
HT2U40R8	38	22	29	44	16.5	180
HT2U50R8	48	22	31	56	16.5	325
HT2U60R10	58	26	37	67	20.5	492
HT2U70R10	68	25	35	80	20.5	646
HT2U80R10	78	25	35	85	20.5	845
HT2U90R10	88	25	36	100	20.5	1180
HT2U100R10	98	25	36	105	20.5	1436
HT2U120R10	118	30	42	127	20.5	2640

梯形V槽单轴承滑轮
Sliding Gate Wheel with Exterior Bracket(Single Bearing, V groove)



NO.	D	A	C	H	L	WT(g)
HT1V30	30	10	16	35	45	63
HT1V40	38	12	20	44	58	131
HT1V50	50	15	25	57	75	265
HT1V60	58	17	28	64	85	390
HT1V70	68	20	35	80	100	627
HT1V80	78	20	35	85	100	792
HT1V90	88	20	36	100	132	1111
HT1V100	98	22	36	105	132	1372
HT1V120	118	25	37	127	158	2328

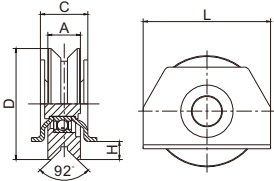

梯形V槽双轴承滑轮
Sliding Gate Wheel with Exterior Bracket(Double Bearings, V groove)



NO.	D	A	C	H	L	WT(g)
HT2V40	38	22	29	44	58	190
HT2V50	48	22	31	56	75	335
HT2V60	58	26	37	67	100	541
HT2V70	68	25	35	80	100	757
HT2V80	78	25	35	85	100	957
HT2V90	88	25	36	100	132	1321
HT2V100	98	25	36	105	132	1578
HT2V120	118	30	42	127	158	2774

双片Y槽单轴承滑轮

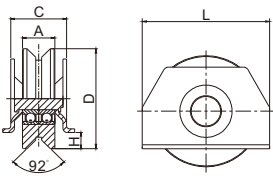

Sliding Gate Wheel with Double Plates(Single Bearing, Y groove)



NO.	D mm	A	C	H	L	WT(g)
HS1Y50	50	15	24	7	50	212
HS1Y60	58	17	28	7	59	320
HS1Y70	68	20	27	11	78	518
HS1Y80	78	20	27	16	78	681
HS1Y90	88	20	30	12	78	920
HS1Y100	98	22	30	17	98	1265
HS1Y120	118	25	34	22	118	2071

双片Y槽双轴承滑轮

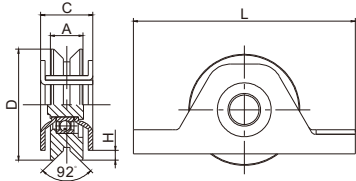

Sliding Gate Wheel with Double Plates(Double Bearings, Y groove)



NO.	D mm	A	C	H	L	WT(g)
HS2Y60	58	25	39	7	59	427.4
HS2Y70	68	25	37	11	78	640
HS2Y80	78	25	37	16	78	828
HS2Y90	88	25	38	12	78	1133
HS2Y100	98	25	38	17	98	1465
HS2Y120	118	30	42	22	118	2534

叠片Y槽单轴承滑轮

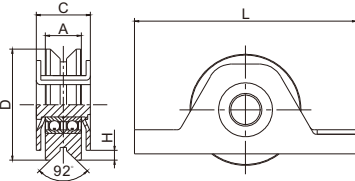

Sliding Gate Wheel with Interior Bracket(Single Bearing, Y groove)



NO.	D mm	A	C	H	L	WT(g)
HD1Y50	50	15	25	8.5	95	238
HD1Y60	58	17	26	10	110	350
HD1Y70	68	20	32	7	136	603
HD1Y80	78	20	32	12	136	766
HD1Y90	88	20	34	8	152	1030
HD1Y100	98	22	34	13	152	1293
HD1Y120	118	25	36	12	200	2161
HD1Y140	138	25	36	18	200	3063

叠片Y槽双轴承滑轮

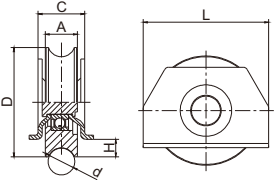

Sliding Gate Wheel with Interior Bracket(Double Bearings, Y groove)



NO.	D mm	A	C	H	L	WT(g)
HD2Y60	58	26	36	15	120	509
HD2Y70	68	25	33	7	136	725
HD2Y80	78	25	33	12	136	913
HD2Y90	88	25	33	8	152	1236
HD2Y100	98	25	33	13	152	1486
HD2Y120	118	30	42	16	200	2647
HD2Y140	138	30	42	26	200	3029
HD2Y160	158	30	44	13	225	4782
HD2Y200	198	30	44	33	260	7760

双片U槽单轴承滑轮

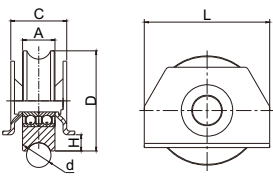

Sliding Gate Wheel with Double Plates(Single Bearing, U groove)



NO.	D mm	A	C	H	d	WT(g)
HS1U50R6	50	15	24	7	12.5	192
HS1U60R8	58	17	28	7	16.5	330
HS1U70R8	68	20	27	11	16.5	477
HS1U80R8	78	20	27	16	16.5	633
HS1U90R8	88	20	30	12	16.5	854
HS1U100R8	98	22	30	17	16.5	1231
HS1U80R10	78	24	30	16	20.5	678
HS1U90R10	88	25	30	12	20.5	929
HS1U100R10	98	25	30	17	20.5	1254
HS1U120R10	118	25	34	22	20.5	1914

双片U槽双轴承滑轮

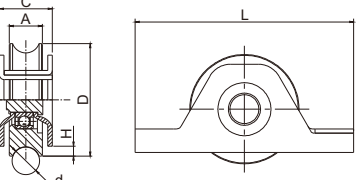

Sliding Gate Wheel with Double Plates(Double Bearings, U groove)



NO.	D mm	A	C	H	d	WT(g)
HS2U70R10	58	25	39	7	20.5	382.8
HS2U70R10	68	25	37	11	20.5	537
HS2U80R10	78	25	37	16	20.5	737
HS2U90R10	88	25	38	12	20.5	1001
HS2U100R10	98	25	38	17	20.5	1339
HS2U120R10	118	30	42	22	20.5	2412

叠片U槽单轴承滑轮

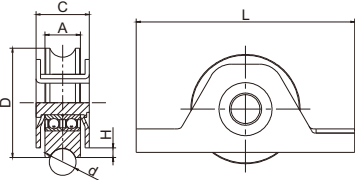

Sliding Gate Wheel with Interior Bracket(Single Bearing, U groove)



NO.	D mm	A	C	H	d	WT(g)
HD1U50R6	50	15	25	8.5	12.5	218
HD1U60R8	58	17	26	10	16.5	360
HD1U70R8	68	20	32	7	16.5	562
HD1U80R8	78	20	32	12	16.5	718
HD1U90R8	88	20	34	8	16.5	965
HD1U100R8	98	22	34	13	16.5	1259
HD1U80R10	78	24	32	12	20.5	763
HD1U90R10	88	25	34	8	20.5	1040
HD1U100R10	98	25	34	13	20.5	1282
HD1U120R10	118	25	36	12	20.5	2004
HD1U140R10	138	25	36	18	20.5	2844

叠片U槽双轴承滑轮

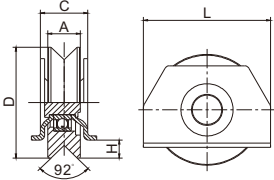

Sliding Gate Wheel with Interior Bracket(Double Bearings, U groove)



NO.	D mm	A	C	H	d	WT(g)
HD2U60R10	58	26	36	15	20.5	464
HD2U70R10	68	25	33	7	20.5	622
HD2U80R10	78	25	33	12	20.5	821
HD2U90R10	88	25	33	8	20.5	1104
HD2U100R10	98	25	33	13	20.5	1359
HD2U120R10	118	30	42	16	20.5	2525
HD2U140R10	138	30	42	26	20.5	3547
HD2U160R10	158	30	44	13	20.5	4617
HD2U200R10	198	30	44	33	20.5	7593

双片V槽单轴承滑轮

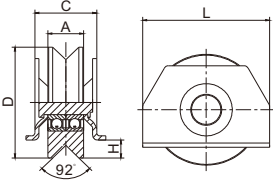

Sliding Gate Wheel with Double Plates(Single Bearing, V groove)



NO.	D mm	A	C	H	L	WT(g)
HS1V50	50	15	24	7	50	220
HS1V60	58	17	28	7	59	323
HS1V70	68	20	27	11	78	530
HS1V80	78	20	27	16	78	694
HS1V90	88	20	30	12	78	922
HS1V100	98	22	30	17	98	1266
HS1V120	118	25	34	22	118	2091

双片V槽双轴承滑轮

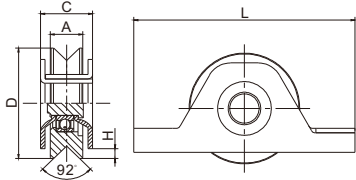

Sliding Gate Wheel with Double Plates(Double Bearings, V groove)



NO.	D mm	A	C	H	L	WT(g)
HS2V60	58	25	39	7	59	432.4
HS2V70	68	25	37	11	78	648
HS2V80	78	25	37	16	78	849
HS2V90	88	25	38	12	78	1142
HS2V100	98	25	38	17	98	1481
HS2V120	118	30	42	22	118	2546

叠片V槽单轴承滑轮

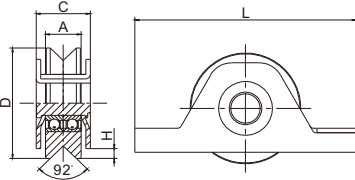

Sliding Gate Wheel with Interior Bracket(Single Bearing, V groove)



NO.	D mm	A	C	H	L	WT(g)
HD1V50	50	15	25	8.5	95	247
HD1V60	58	17	26	10	110	353
HD1V70	68	20	32	7	136	615
HD1V80	78	20	32	12	136	780
HD1V90	88	20	34	8	152	1033
HD1V100	98	22	34	13	152	1294
HD1V120	118	25	36	12	200	2181
HD1V140	138	25	36	18	200	3050

叠片V槽双轴承滑轮


Sliding Gate Wheel with Interior Bracket(Double Bearings, V groove)



NO.	D mm	A	C	H	L	WT(g)
HD2V60	58	26	36	15	120	514
HD2V70	68	25	33	7	136	733
HD2V80	78	25	33	12	136	934
HD2V90	88	25	33	8	152	1245
HD2V100	98	25	33	13	152	1502
HD2V120	118	30	42	16	200	2659
HD2V140	138	30	42	26	200	3644
HD2V160	158	30	44	13	225	4795
HD2V200	198	30	44	33	260	7791

带螺杆Y槽单轴承滑轮

Sliding Gate Wheel with Bolt(Single Bearing, Y groove)



NO.	D mm	A	C	E	WT(g)
HL1Y40	38	12	24	M8*40	102
HL1Y50	50	15	26	M8*40	152
HL1Y60	58	17	24	M10*55	284
HL1Y70	68	20	28	M10*55	444
HL1Y80	78	20	28	M10*55	607
HL1Y90	88	20	30	M12*60	826
HL1Y100	98	22	30	M12*60	1089
HL1Y120	118	25	34	M14*70	1834
HL1Y140	138	25	44	M16*75	2700
HL1Y160	158	30	44	M16*75	4134

带螺杆U槽单轴承滑轮

Sliding Gate Wheel with Bolt(Single Bearing, U groove)



NO.	D mm	A	C	E	d	WT(g)
HL1U40R5	38	12	24	M8*40	10.5	97
HL1U50R6	50	15	26	M8*40	12.5	132
HL1U60R8	58	17	24	M10*55	16.5	294
HL1U70R8	68	20	28	M10*55	16.5	403
HL1U80R8	78	20	28	M10*55	16.5	559
HL1U90R8	88	20	30	M12*60	16.5	761
HL1U100R8	98	25	30	M12*60	16.5	1055
HL1U80R10	78	25	28	M10*55	20.5	634
HL1U90R10	88	25	30	M12*60	20.5	836
HL1U100R10	98	25	30	M12*60	20.5	1078
HL1U120R10	118	25	34	M14*70	20.5	1677
HL1U140R10	138	25	44	M16*75	20.5	2482
HL1U160R10	158	30	44	M16*75	20.5	4017

带螺杆V槽单轴承滑轮

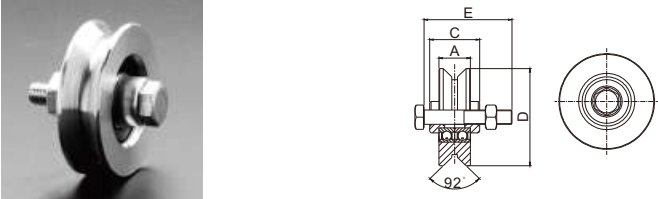
Sliding Gate Wheel with Bolt(Single Bearing, V groove)



NO.	D mm	A	C	E	WT(g)
HL1V40	38	12	24	M8*40	101
HL1V50	50	15	26	M8*40	161
HL1V60	58	17	24	M10*55	286
HL1V70	68	20	28	M10*55	456
HL1V80	78	20	28	M10*55	621
HL1V90	88	20	30	M12*60	829
HL1V100	98	22	30	M12*60	1090
HL1V120	118	25	34	M14*70	1854
HL1V140	138	25	44	M16*75	2688
HL1V160	158	30	44	M16*75	4155

带螺杆Y槽双轴承滑轮


Sliding Gate Wheel with Bolt(Double Bearings, Y groove)



NO.	D mm	A	C	E	WT(g)
HL2Y70	68	25	31	M10*55	550
HL2Y80	78	25	31	M10*55	736
HL2Y90	88	25	30	M14*70	1045
HL2Y100	98	25	30	M14*70	1294
HL2Y120	118	30	42	M14*70	2244
HL2Y140	138	30	42	M14*70	3136
HL2Y160	158	30	42	M14*70	4183
HL2Y180	178	30	42	M14*70	5570
HL2Y200	198	30	42	M14*70	6706

带螺杆U槽双轴承滑轮

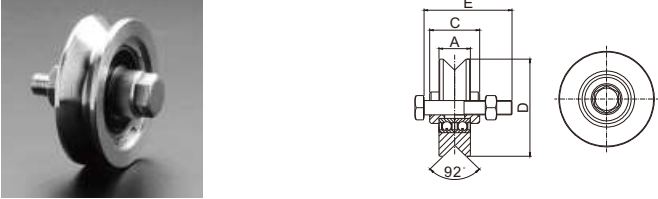
Sliding Gate Wheel with Bolt(Double Bearings, U groove)



NO.	D mm	A	C	E	d	WT(g)
HL2U70R10	68	25	31	M10*55	20.5	446
HL2U80R10	78	25	31	M10*55	20.5	645
HL2U90R10	88	25	30	M14*70	20.5	913
HL2U100R10	98	25	30	M14*70	20.5	1168
HL2U120R10	118	30	42	M14*70	20.5	2122
HL2U140R10	138	30	42	M14*70	20.5	3054
HL2U160R10	158	30	42	M14*70	20.5	4018
HL2U180R10	178	30	42	M14*70	20.5	5236
HL2U200R10	198	30	42	M14*70	20.5	6539

带螺杆V槽双轴承滑轮

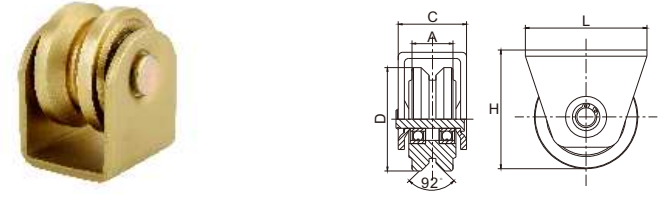
Sliding Gate Wheel with Bolt(Double Bearings, V groove)



NO.	D mm	A	C	E	WT(g)
HL2V70	68	25	31	M10*55	557
HL2V80	78	25	31	M10*55	757
HL2V90	88	25	30	M14*70	1054
HL2V100	98	25	30	M14*70	1310
HL2V120	118	30	42	M14*70	2256
HL2V140	138	30	42	M14*70	3151
HL2V160	158	30	42	M14*70	4196
HL2V180	178	30	42	M14*70	5433
HL2V200	198	30	42	M14*70	6737

非洲双轴承滑轮

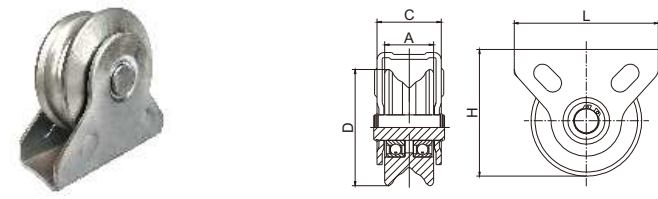
Sliding Gate Wheel with Exterior Bracket(Double Bearings, Y groove)



NO.	D mm	A	C	H	L	WT(g)
HF2Y45	43	25	37	49	35	286
HF2Y60	58	31	45	67	48	645

特殊滑轮

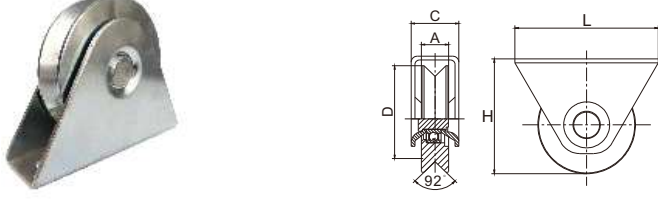
Sliding Gate Wheel with Exterior Bracket(Double Bearings)



NO.	D mm	A	C	H	L	WT(g)
HH2X30	30	18	26	36	50	100
HH2X40	38	22	28	47	61	183
HH2X50	48	23	32	57	71	320
HH2X60	58	28	38	67	80	524
HH2X70	68	28	38	79	90	838
HH2X80	78	28	38	100	100	1094
HH2X100	98	28	38	106	120	1718

V槽半圆单轴承滑轮（南美）

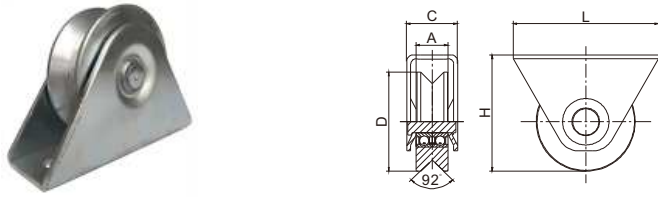
Sliding Gate Wheel with Exterior Bracket(Single Bearing, V groove)



NO.	D mm	A	C	H	L	WT(g)
HB1V75	75	25	36	80	100	920

V槽半圆双轴承滑轮（南美）

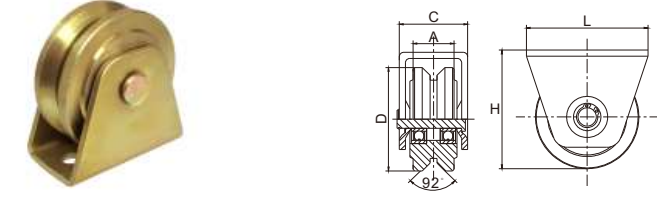
Sliding Gate Wheel with Exterior Bracket(Double Bearings, V groove)



NO.	D mm	A	C	H	L	WT(g)
HB2V100	100	25	38	106	132	1716

非洲双轴承滑轮

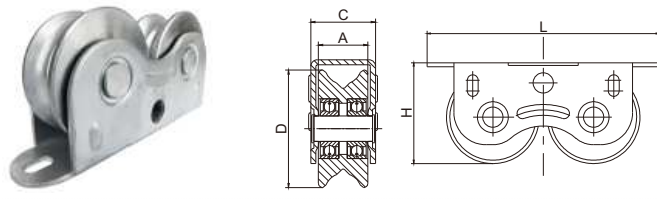
Sliding Gate Wheel with Exterior Bracket(Double Bearings, Y groove)



NO.	D mm	A	C	H	L	WT(g)
HF2Y70	68	31	45	78	80	903
HF2Y80	78	31	45	83	80	1205
HF2Y100	98	34	49	105	108	2147

双轮特殊滑轮

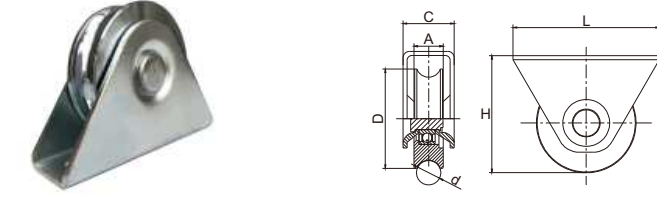
Sliding Gate Wheel with Exterior Bracket(Double Bearings)



NO.	D mm	A	C	H	L	WT(g)
H2H2X40	38	22	29	45	97	311
H2H2X50	48	23	32	56	117	622
H2H2X60	58	28	38	66	139	1023
H2H2X70	68	28	38	75	173	1490
H2H2X80	78	28	38	86	185	2024
H2H2X100	98	28	38	106	230	3358

U槽半圆单轴承滑轮（南美）

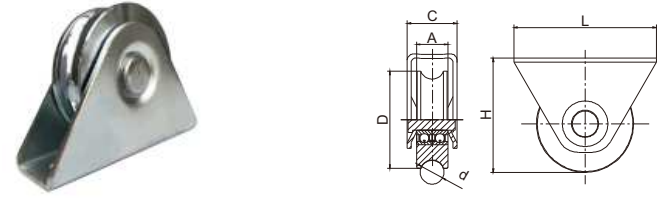
Sliding Gate Wheel with Exterior Bracket(Single Bearing, U groove)



NO.	D mm	A	C	H	d	WT(g)
HB1U75R8	75	25	36	80	16.5	902

U槽半圆双轴承滑轮（南美）

Sliding Gate Wheel with Exterior Bracket(Double Bearings, U groove)



NO.	D mm	A	C	H	d	WT(g)
HB2U100R10	100	25	38	106	16.5	1588

盒子单轴承U槽滑轮
Sliding Gate Wheel with Exterior Bracket(Single Bearing,U groove)

Technical drawing showing two views of a sliding gate wheel with an exterior bracket, U groove, and single bearing.

The left view is a side elevation showing dimensions: C (bracket width), H (total height), d (bearing diameter), and A (wheel diameter).

The right view is a top-down view showing dimensions: L (bracket length) and Ø (wheel diameter).

NO.	D mm	A	C	H	d	L	WT(g)
HZB1U70R8	68	20	43	84	16.5	100	708
HZB1U90R8	88	20	53	84	16.5	100	1036

盒子单轴承Y槽滑轮
Sliding Gate Wheel with Exterior Bracket(Single Bearing,Y groove)


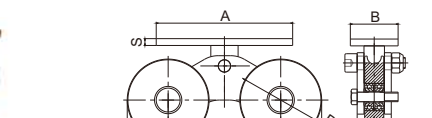
NO.	D mm	A	C	H	L	WT(g)
HZ1Y50	50	15	30	52	60	261.6
HZ1Y70	68	20	39	80	80	662.6

U槽可调滑轮
Sliding Gate Wheel with Exterior Bracket(Double Bearings,U groove)

The image displays a 3D perspective view of a sliding gate wheel assembly on the left. It consists of a U-shaped bracket with a central wheel and two bearings. To the right are two technical drawings: a side view showing dimensions C (total width), A (bracket width), H (height), and d (bearing diameter), and a front view showing dimensions L (total length), H (height), and a 92-degree angle between the bracket arms.

NO.	D mm	A	C	H	L	d	WT(g)
H2TU60R11	58	31	42	73	60	22	583.6
H2TU60R13	58	31	42	73	60	26	600.6

重型双轮滑轮
Sliding Gate Wheel

										
NO.	D	C1	C	L	L1	d	A	B	S	WT(kg)
HL05A	120	28	50	285	165	20	200	70	10	7.5

盒子单轴承Y槽滑轮
Sliding Gate Wheel with Exterior Bracket(Single Bearing,Y groove)


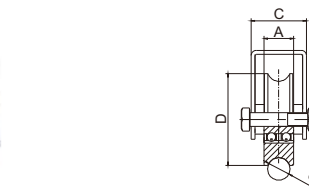
NO.	D mm	A	C	H	L	WT(g)
HZB1Y70	68	20	43	84	100	754
HZB1Y90	88	20	53	84	100	1107

带轴单轴承滑轮
Sliding Gate Wheel with Pin (Single Bearing, V groove)

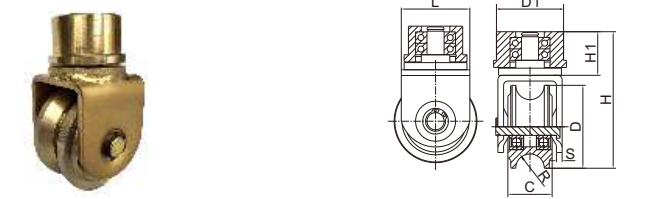
The image displays a 3D perspective view of a sliding gate wheel assembly on the left. It consists of a large, circular wheel with a central hub and a smaller, cylindrical pin. To the right is a technical cross-sectional drawing of the wheel. This drawing labels various dimensions: 'A' for the total height, 'D' for the outer diameter, 'L' for the pin length, 'd' for the pin diameter, and 'Z' for the width of the wheel's rim. A 92-degree angle is indicated at the bottom of the wheel's profile.

NO.	D mm	A	L	d	Z	WT(g)
HLZ1V40	40	14	40	8	608	103
HLZ1V48	48	15	60	12	6001	167
HLZ1V63	63	16	60	12	6001	328
HLZ1V73	73	17	70	15	6202	487
HLZ1V90	88	20	80	17	6203	1072
HLZ1V100	98	22	80	17	6203	1270
HLZ1V120	118	25	100	20	6204	2163
HLZ1V150	148	28	100	20	6204	3653

U槽可调滑轮
Sliding Gate Wheel with Exterior Bracket(Double Bearings,U groove)

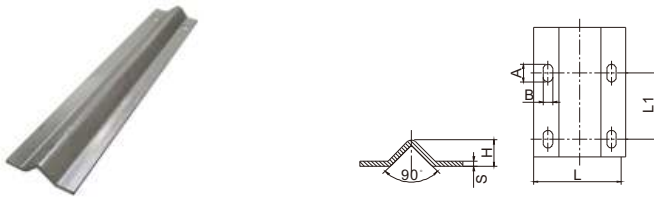
							
NO.	D mm	A	C	H	L	d	WT(g)
H2TU70R11	68	31	46	80	80	22	928.6
H2TU70R13	68	31	46	80	80	26	870.8
H2TU80R11	78	31	46	85	80	22	1142
H2TU80R13	78	31	46	85	80	26	1123

带导向轮滑轮
Sliding Gate Wheel



NO.	D	C	A	L	S	H	D1	H1	R	WT(g)
HF2U60W	58	31	45	48	4	97	47	30.5	10	876
HF2U80W	78	31	45	80	4	115	47	30.5	10	1511


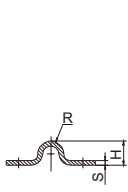
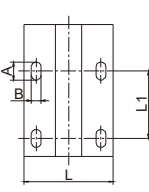
V型轨道
Sliding Gate Track(V Groove)

						
NO.	L mm	H	S	A*B	L1	WT(kg/m)
HGV	58	15	3	11*6	300	1.593


入地轨道
Embedded Gate Track (U Shape Groove)


NO.	L mm	H	S	D	WT(kg/m)
HGRDR10	65	60	3.5	20	3.446

U型轨道
Sliding Gate Track(U Groove)



						
NO.	L mm	H	S	A*B	R	WT(kg/m)
HGR8	55	15	3	11*6	8	1.577
HGR10	55	15	3.5	11*6	10	1.633

入地轨道连接轴
Embedded Gate Track (U Shape Groove)

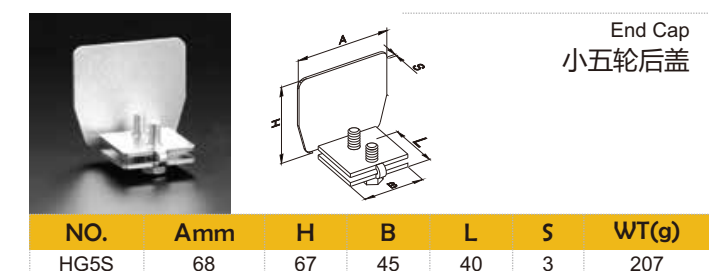
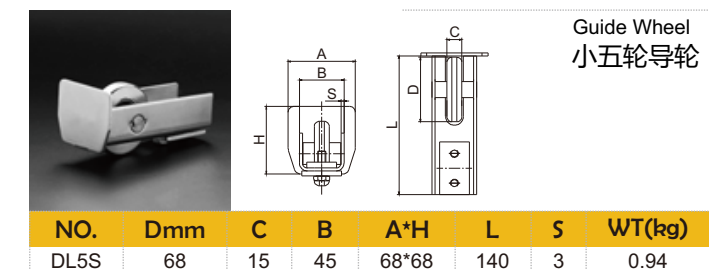
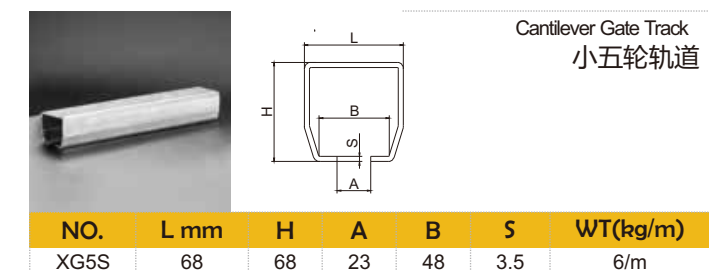
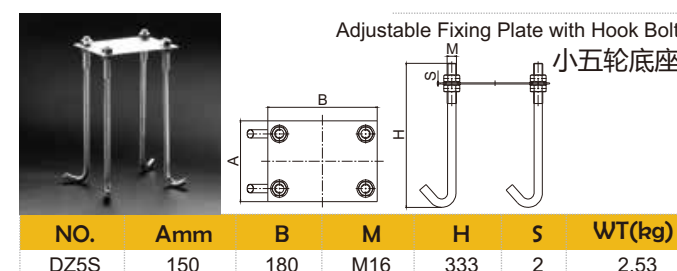
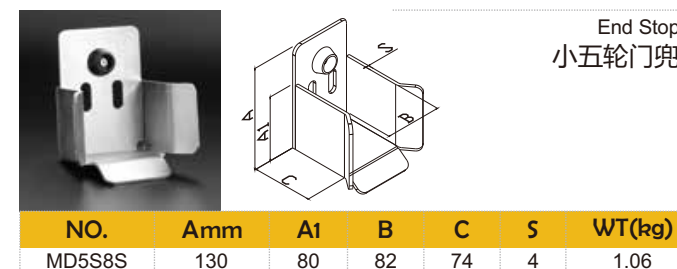
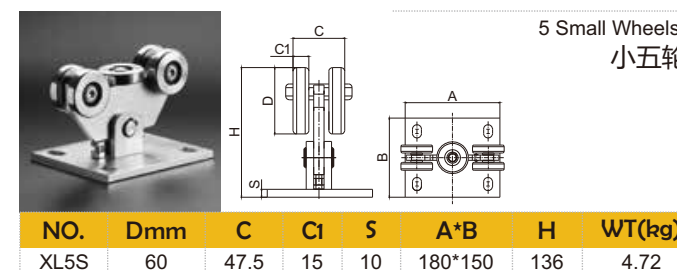




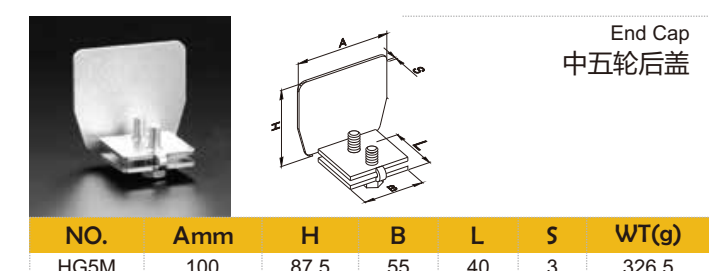
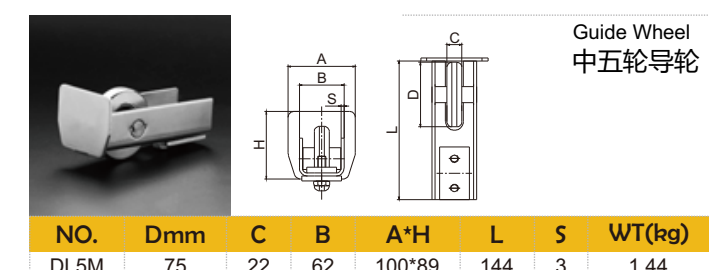
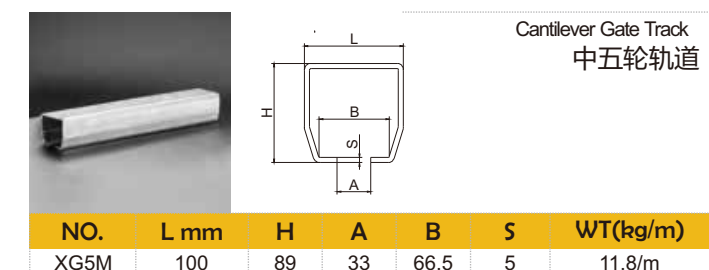
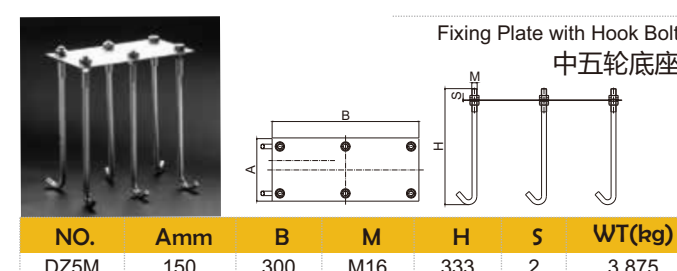
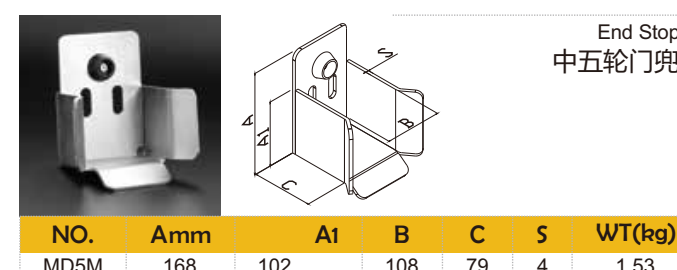
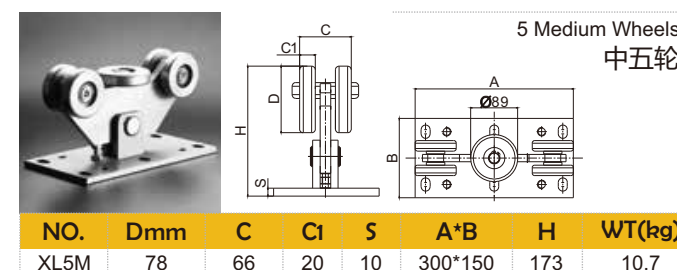
NO.	D mm	L	WT(g)
QT01A	13	100	100.8




小五轮系列Cantilever Gate Carriage for 5 Small Wheels



中五轮系列Cantilever Gate Carriage for 5 Medium Wheels




大五轮系列 Cantilever Gate Carriage for 5 Large Wheels



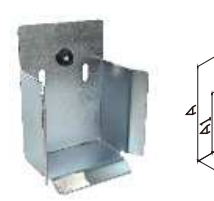
5 Large Wheels
大五轮

NO.	Dmm	C	C1	S	A*B	H	WT(kg)
XL5G	126	97	30	15	500*200	246	34.0




Cantilever Gate Track
大五轮轨道

NO.	L mm	H	A	B	S	WT(kg/m)
XG5G	140	140	38	98	6	21.9/m




End Stop
大五轮门兜

NO.	Amm	A1	B	C	S	WT(kg)
MD5G8G	222	154	145	83	4	2.46




Guide Wheel
大五轮导轮

NO.	Dmm	C	B	A*H	L	S	WT(kg)
DL5G	98	30	95	140*140	195	4	3.90



Fixing Plate with Hook Bolt
大五轮底座


NO.	Amm	B	M	H	S	WT(kg)
DZ5G	200	500	M16	430	3	5.685



End Cap
大五轮后盖


NO.	Amm	H	B	L	S	WT(g)
HG5G	140	140	95	86	3	961

小八轮系列 Cantilever Gate Carriage for 8 Small Wheels




8 Small Wheels
小八轮

NO.	Dmm	C	C1	S	A*B	H	WT(kg)
XL8S	48	51	12.5	10	190*140	136	4.50




Cantilever Gate Track
小八轮轨道

NO.	L mm	H	A	B	S	WT(kg/m)
XG8S	70	59	22	50	3.5	5.7




End Stop
小八轮门兜

NO.	Amm	A1	B	C	S	WT(kg)
MD5S8S	130	80	82	74	4	1.06




Guide Wheel
小八轮导轮

NO.	Dmm	C	B	A*H	L	S	WT(kg)
DL8S	68	15	51	70*60	140	3	0.98



Adjustable Fixing Plate with Hook Bolt
小八轮底座


NO.	Amm	B	M	H	S	WT(kg)
DZ8S	140	190	M16	333	2	2.56



End Cap
小八轮后盖


NO.	Amm	H	B	L	S	WT(g)
HG8S	70	60	45	40	3	200

中八轮系列 Cantilever Gate Carriage for 8 Medium Wheels




8 Medium Wheels
中八轮

NO.	Dmm	C	C1	S	A*B	H	WT(kg)
XL8M	68	72	15	10	300*150	169	11.0




Cantilever Gate Track
中八轮轨道

NO.	L mm	H	A	B	S	WT(kg/m)
XG8M	94	85	33	71	5	11.3




End Stop
中八轮门兜

NO.	Amm	A1	B	C	S	WT(kg)
MD8M	168	106	100	79	4	1.54




Guide Wheel
中八轮导轮

NO.	Dmm	C	B	A*H	L	S	WT(kg)
DL8M	74	15	72	94*85	140	3	1.25



Adjustable Fixing Plate with Hook Bolt
中八轮底


NO.	Amm	B	M	H	S	WT(kg)
DZ8M	150	300	M16	333	2	3.92



End Cap
中八轮后盖


NO.	Amm	H	B	L	S	WT(g)
HG8M	94	83	55	40	3	304

大八轮系列 Cantilever Gate Carriage for 8 Large Wheels




8 Large Wheels
中八轮门兜

NO.	Dmm	C	C1	S	A*B	H	WT(kg)
XL8G	113	103	30	12	470*200	260	36.5




Cantilever Gate Track
大八轮轨道

NO.	L mm	H	A	B	S	WT(kg/m)
XG8G	136	142	38	104	6	22.1




End Stop
大八轮门兜

NO.	Amm	A1	B	C	S	WT(kg)
MD5G8G	222	154	145	83	4	2.46




Guide Wheel
大八轮导轮

NO.	Dmm	C	B	A*H	L	S	WT(kg)
DL8G	98	30	103	139*142	195	4	4.00



Adjustable Fixing Plate with Hook Bolt
大八轮底座

NO.	Amm	B	M	H	S	WT(kg)
DZ8G	200	470	M16	430	3	6.21



End Cap
大八轮后盖

NO.	Amm	H	B	L	S	WT(g)
HG8G	139	142	95	86	3	1005

Adjustable 8 Medium Wheels
升降小八轮

NO.	Dmm	C	C1	S	H	H1	Wt(kg)
XL8SSJ	48	51	12.5	10	155-175	51.5	5.22

Adjustable 8 Medium Wheels
升降中八轮

NO.	Dmm	C	C1	S	H	H1	Wt(kg)
XL8MSJ	68	72	15	10	190-210	74	10.08

16 Large Wheels
大十六轮

NO.	Dmm	C	C1	S	A*B	H	Wt(kg)
XL16G	113	103	30	20	1000*200	264	94.0

16 Medium Wheels
中十六轮

NO.	Dmm	C	C1	S	A*B	H	Wt(kg)
XL16M	68	72	15	12	400*150	166	24.0

60x60五轮系列 Cantilever Gate Carriage for 60x60 Wheels

5 Wheels, for 60X60 Track
60x60五轮

NO.	Dmm	C	C1	S	A*B	H	WT(kg)
XL60x60	51	44	13	8	145*100	127.5	2.76

5 Wheels, for 60X60 Track
60x60升降五轮

NO.	Dmm	C	C1	S	A*B	H	WT(kg)
XL60x60SJ	51	44	13	8	145*100	142-158	3.46

Cantilever Gate Track
60x60五轮轨道

NO.	Amm	L	H	S	WT(kg)/m
XG60x60	20	60	60	4	5.9/m

End Stop
60x60五轮门兜

NO.	Amm	A1	B	C	S	WT(kg)
MD60x60	130	80	65	74	4	0.93

Guide Wheel
60x60五轮导轮

NO.	Dmm	C	B	A*H	L	S	WT(kg)
DL60x60	64	15	51	60*60	140	3	0.93

End Cap
60x60五轮后盖

NO.	Amm	H	L	B	S	WT(g)
HG60x60	60	60	40	45	3	191

70x70五轮系列 Cantilever Gate Carriage for 70x70 Wheels

5 Wheels, for 70X70 Track
70x70不升降五轮

NO.	Dmm	C	C1	S	A*B	H	WT(kg)
XL70x70	60	57	18	8	180*120	132	5.0

5 Wheels, for 70X70 Track
70x70升降五轮

NO.	Dmm	C	C1	S	A*B	H	WT(kg)
XL70x70SJ	60	57	18	8	180*120	150-172	6.0

Cantilever Gate Track
70x70五轮轨道

NO.	Amm	L	H	S	WT(kg)/m
XG70x70	25	70	70	4	7.2/m

End Stop
70x70五轮门兜


NO.	Amm	A1	B	C	S	WT(kg)
MD70x70	135	85	75	102	4	0.98

Guide Wheel
70x70五轮导轮

NO.	Dmm	C	B	A*H	L	S	WT(kg)
DL70x70	68	15	51	70*70	140	3	0.99

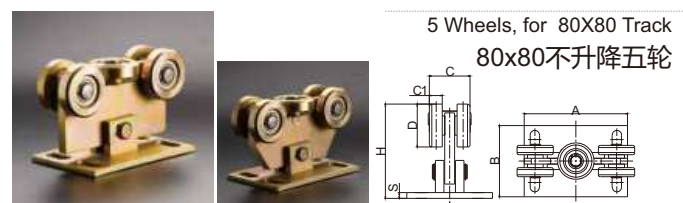
End Cap
70x70五轮后盖

NO.	Amm	H	L	B	S	WT(g)
HG70x70	70	70	40	55	3	240



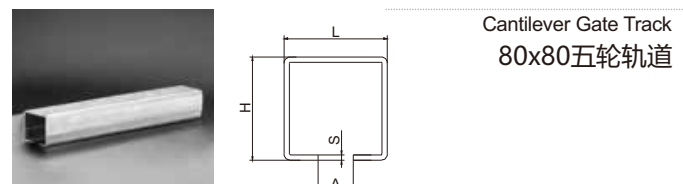
Cantilever Gate Carriage Series

80x80五轮系列 Cantilever Gate Carriage for 80x80 Wheels



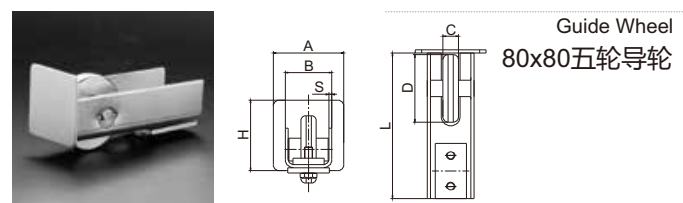
5 Wheels, for 80X80 Track
80x80不升降五轮

NO.	Dmm	C	C1	S	A*B	H	WT(kg)
XL80x80	68	61	17	8	180*120	136	5.5



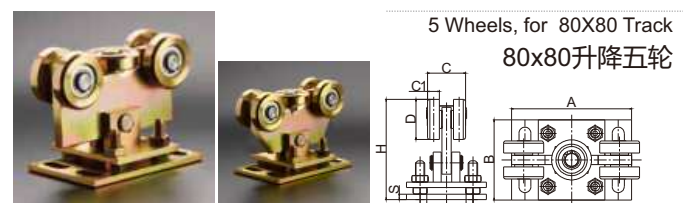
Cantilever Gate Track
80x80五轮轨道

NO.	Amm	L	H	S	WT(kg)/m
XG80x80	30	80	80	5	10.0/m



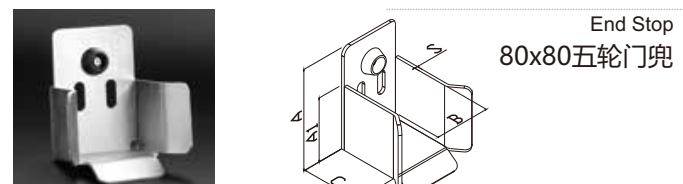
Guide Wheel
80x80五轮导轮

NO.	Dmm	C	B	A*H	L	S	WT(kg)
DL80x80	75	22	62	80*80	145	3	1.39



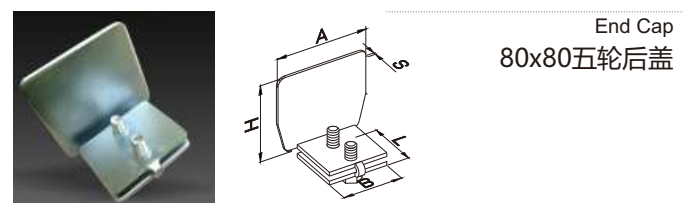
5 Wheels, for 80X80 Track
80x80升降五轮

NO.	Dmm	C	C1	S	A*B	H	WT(kg)
XL80x80SJ	68	61	17	8	180*120	154-176	6.5



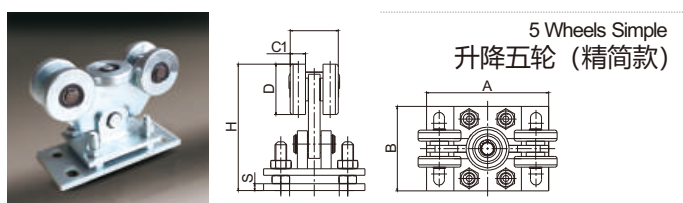
End Stop
80x80五轮门兜

NO.	Amm	A1	B	C	S	WT(kg)
MD5S8S	130	80	82	74	4	1.06



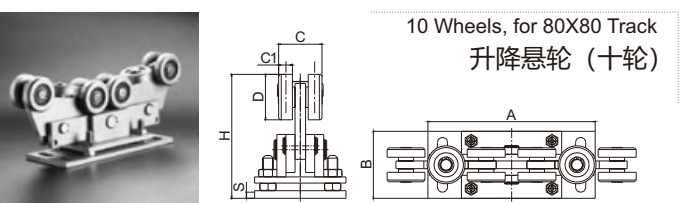
End Cap
80x80五轮后盖

NO.	Amm	H	L	B	S	WT(g)
HG80x80	80	80	40	55	3	272



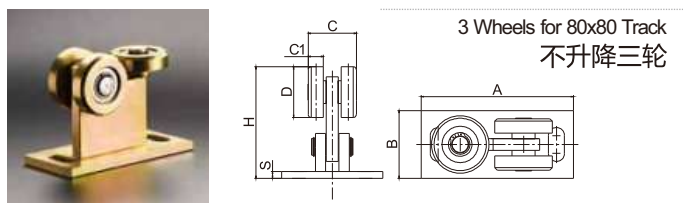
5 Wheels Simple
升降五轮 (精简款)

NO.	Dmm	C	C1	S	A*B	H	WT(kg)
XL70X70CSJ	60	57	15	8	200*100	146-168	4.95
XL80X80CSJ	68	61	15	8	200*100	150-172	5.446



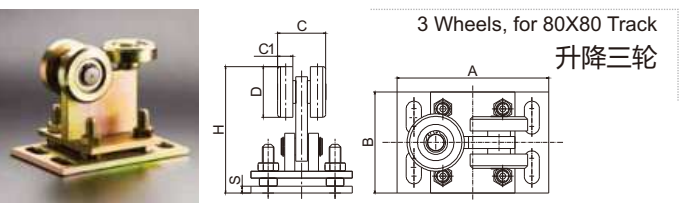
10 Wheels, for 80X80 Track
升降悬轮 (十轮)

NO.	Dmm	C	C1	S	A*B	H	WT(kg)
XL10SJ	68	61	17	10	300*120	170-185	15.5



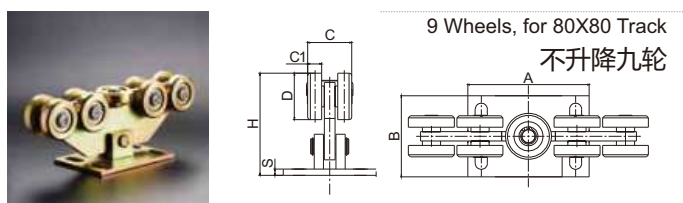
3 Wheels for 80x80 Track
不升降三轮

NO.	Dmm	C	C1	S	A*B	H	WT(kg)
XL3	68	61	17	10	180*80	125	3.29
XL3.01	68	61	17	10	170*30	105	2.7



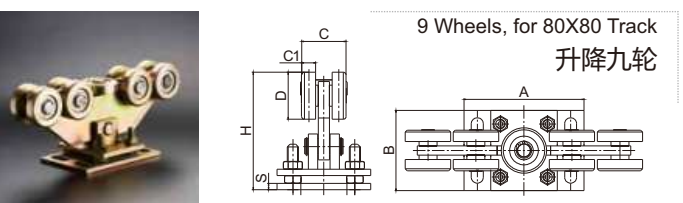
3 Wheels, for 80X80 Track
升降三轮

NO.	Dmm	C	C1	S	A*B	H	WT(kg)
XL3SJ	68	61	17	8	180*120	141-163	4.439



9 Wheels, for 80X80 Track
不升降九轮

NO.	Dmm	C	C1	S	A*B	H	WT(kg)
XL9	68	61	17	8	180*120	135	8.1



9 Wheels, for 80X80 Track
升降九轮

NO.	Dmm	C	C1	S	A*B	H	WT(kg)
XL9SJ	68	61	17	8	180*120	153-170	9.1



Cantilever Gate Carriage Series

End Stop (without Top Part)
平门兜

NO.	A mm	H	C	S	WT(g)
MD01A	90	103	78	4	1170

End Stop (with 2 Nylon Rollers)
双轮门兜

NO.	A mm	H	C	S	D	WT(g)
MD03A	100	80	90	4	40	1140
MD03B	124	80	90	4	40	1260

End Stop
门兜

NO.	C	A	B	H	S	WT(g)
MD50	54	72	70	50	3	211
MD110	108	130	126	90	4	993

End Stop
大轮门兜

NO.	C	A	B	H	S	D	Cl	WT(g)
MD08A	84	226	110	126	4	71	22	1529

门兜托架系列 Bracket for End Stop

Bracket for End Stop
门兜托架

NO.	A mm	H	L	B	C	S	WT(g)
TJ09A	113	174	175	88	46	4	1156

Bracket for End Stop
双槽门兜托架

NO.	A mm	L	H	C	S	d	WT(g)
TJ17A	125	120	130	35	5	11	1098

End Stop (without Base Plate)
不带底板门兜

NO.	B	H	C	S	A1	WT(g)
MD02A	82	130	99	4	82	858
MD02B	100	160	102	4	100	1237

Adjustable End Stop (with 2 Nylon Rollers)
框架可调门兜

NO.	A mm	H	C	S	D	WT(g)
MD04A	55-90	80	95	4	40	800

End Stop (with 2 Nylon Rollers & Bolts)
螺杆门兜

NO.	L mm	B	H	Hi	S	WT(g)
MD06A	40	70	76	50	5	508
MD06B	60	70	76	50	5	503
MD06C	80	84	76	50	5	535

Bracket for End Stop
单槽门兜托架

NO.	A mm	L	H	S	d	WT(g)
TJ16A	100	125	100	6	11	937


Bracket for End Stop
三槽门兜托架

NO.	A mm	L	H	C	S	d	WT(g)
TJ18A	120	150	100	30	3	11	683

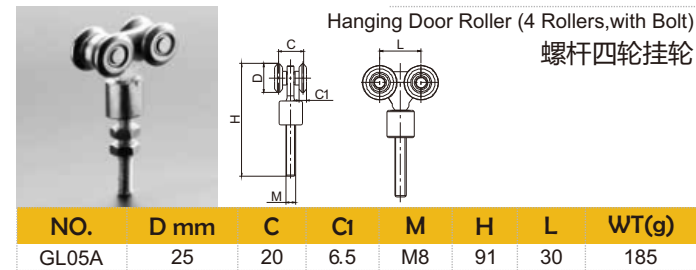
导轮Guide Wheel

Guide Wheel (without Baffle)
波兰导轮

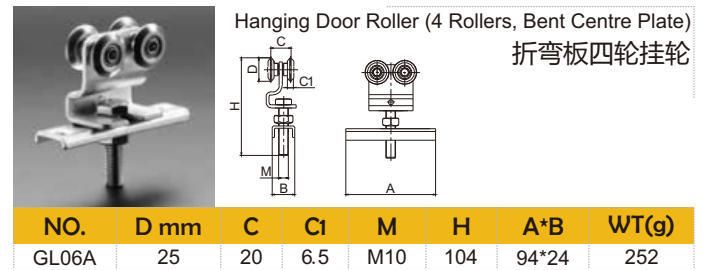
NO.	Dmm	C	B	L	S	WT(kg)
DL01A	75	22	60	120	3	1.23



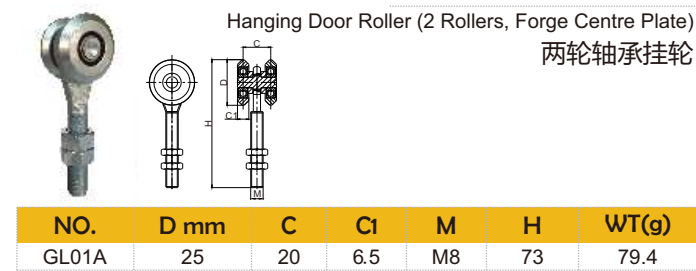
25挂轮系列Hanging Door Roller for 25



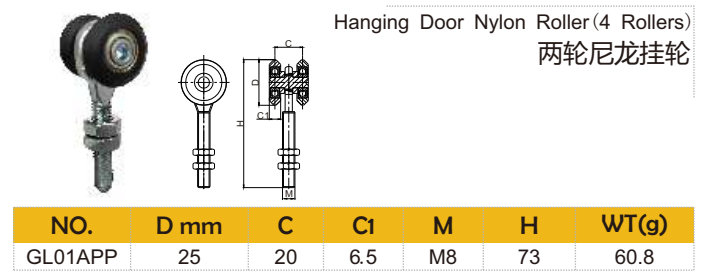
NO.	D mm	C	C1	M	H	L	WT(g)
GL05A	25	20	6.5	M8	91	30	185



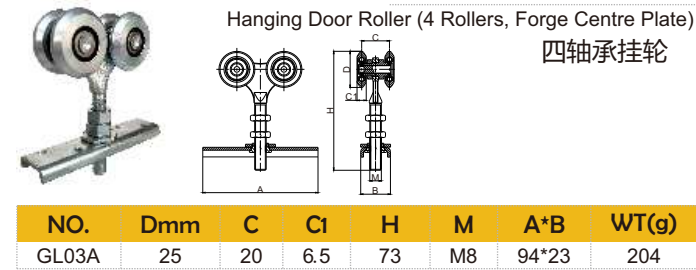
NO.	D mm	C	C1	M	H	A*B	WT(g)
GL06A	25	20	6.5	M10	104	94*24	252



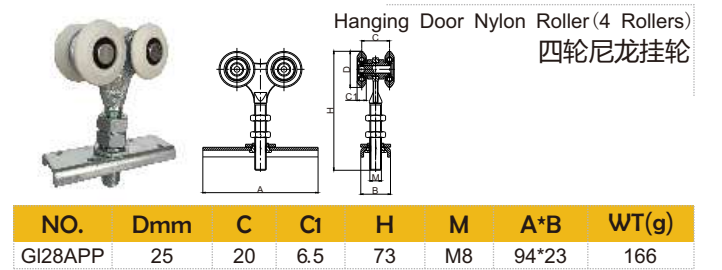
NO.	D mm	C	C1	M	H	WT(g)
GL01A	25	20	6.5	M8	73	79.4



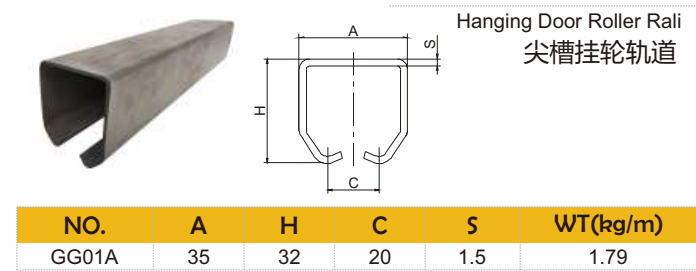
NO.	D mm	C	C1	M	H	WT(g)
GL01APP	25	20	6.5	M8	73	60.8



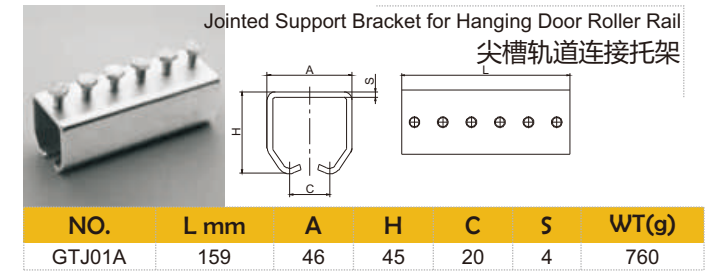
NO.	Dmm	C	C1	H	M	A*B	WT(g)
GL03A	25	20	6.5	73	M8	94*23	204



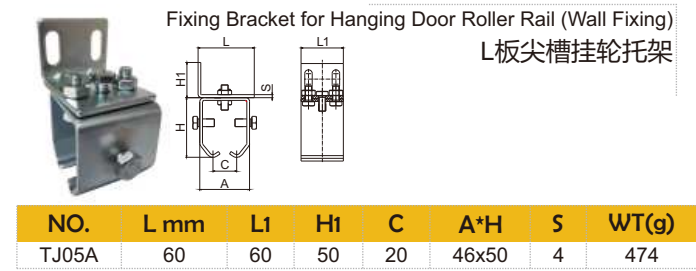
NO.	Dmm	C	C1	H	M	A*B	WT(g)
GI28APP	25	20	6.5	73	M8	94*23	166



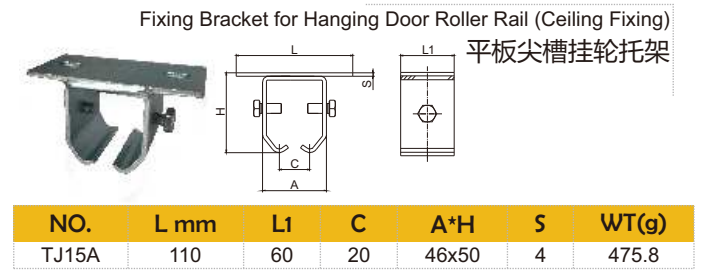
NO.	A	H	C	S	WT(kg/m)
GG01A	35	32	20	1.5	1.79



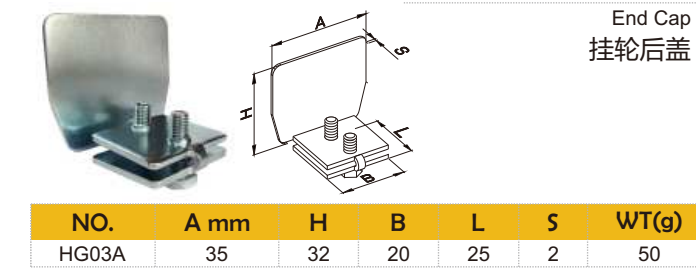
NO.	L mm	A	H	C	S	WT(g)
GTJ01A	159	46	45	20	4	760



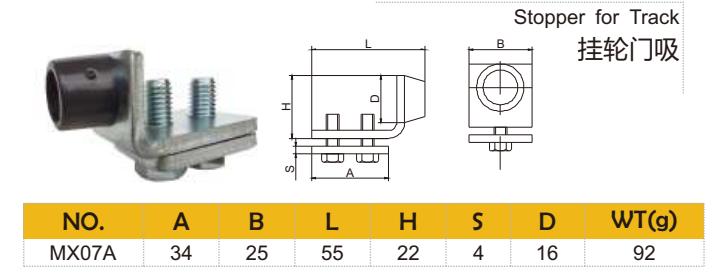
NO.	L mm	L1	H1	C	A*H	S	WT(g)
TJ05A	60	60	50	20	46x50	4	474



NO.	L mm	L1	C	A*H	S	WT(g)
TJ15A	110	60	20	46x50	4	475.8

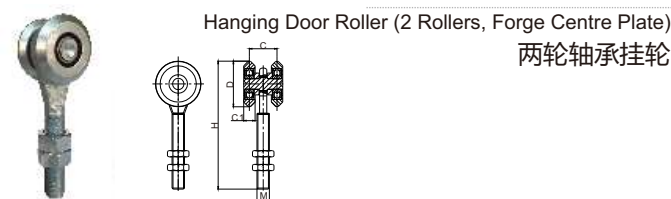


NO.	A mm	H	B	L	S	WT(g)
HG03A	35	32	20	25	2	50

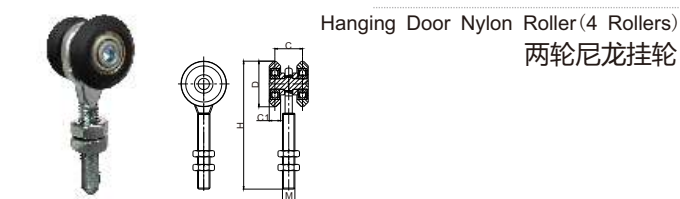


NO.	A	B	L	H	S	D	WT(g)
MX07A	34	25	55	22	4	16	92

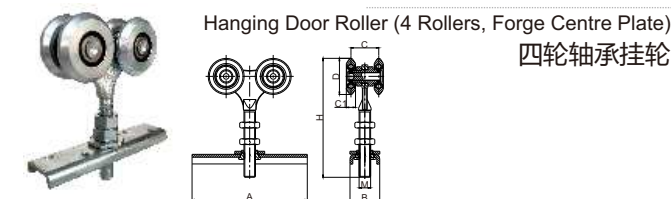
38挂轮系列 Hanging Door Roller for 38



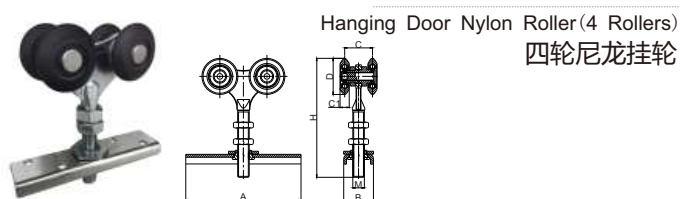
NO.	D mm	C	C1	M	H	WT(g)
GL01D	38	29	9	M12	120.5	256.2



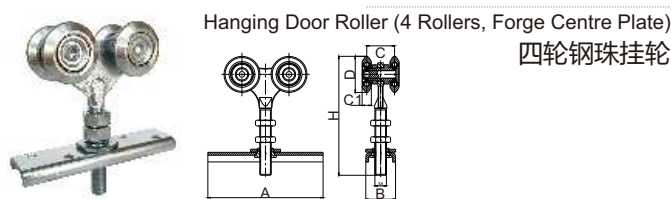
NO.	D mm	C	C1	M	H	WT(g)
GL01DPP	38	29	9.5	M12	120.5	201.8



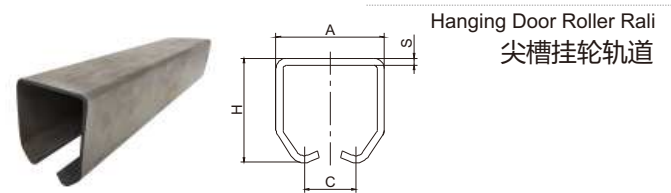
NO.	Dmm	C	C1	H	M	A*B	WT(g)
GL04D	38	29	9	124	M12	120*31	557.2



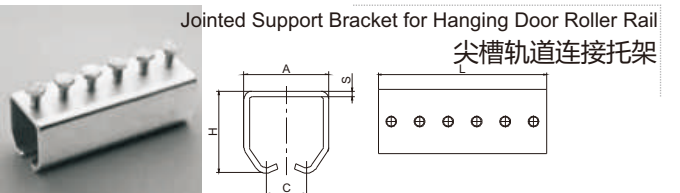
NO.	Dmm	C	C1	H	M	A*B	WT(g)
GL28BPP	38	29	9.5	124	M12	120*31	442



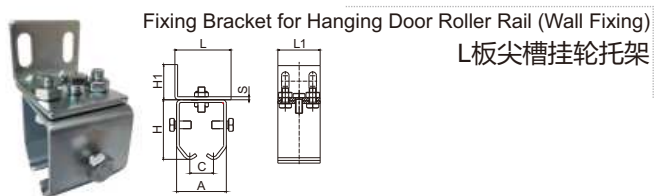
NO.	Dmm	C	C1	H	M	A*B	WT(g)
GL03B	38	29	9.5	124	M12	120*31	576



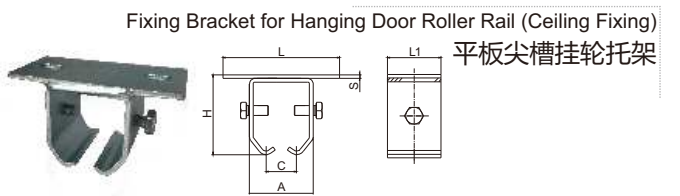
NO.	A	H	C	S	WT(kg/m)
GG01B	50	46	29	2	2.64



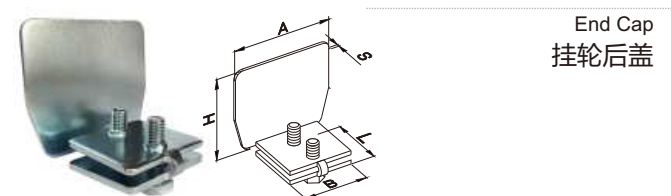
NO.	L mm	A	H	C	S	WT(g)
GTJ01B	159	59	61	29	4	1065



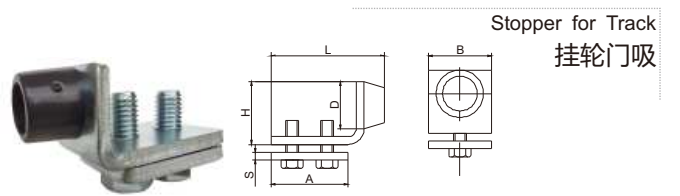
NO.	L mm	L1	H1	C	A*H	S	WT(g)
TJ05B	70	60	50	29	62x64	4	598



NO.	L mm	L1	C	A*H	S	WT(g)
TJ15B	120	60	29	62x64	4	589

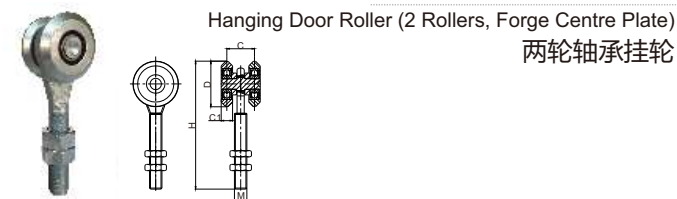


NO.	A mm	H	B	L	S	WT(g)
HG03B	50	46	30	25	2	76

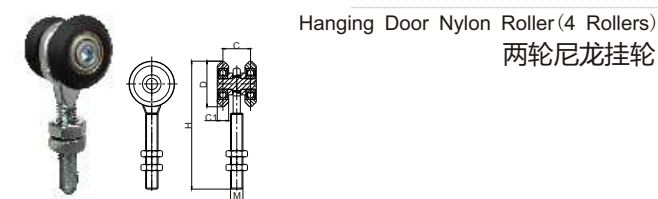


NO.	A	B	L	H	S	D	WT(g)
MX07B	49	40	72	35	5	20	228

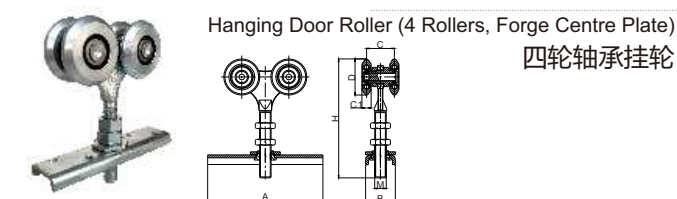
55挂轮系列 Hanging Door Roller for 55



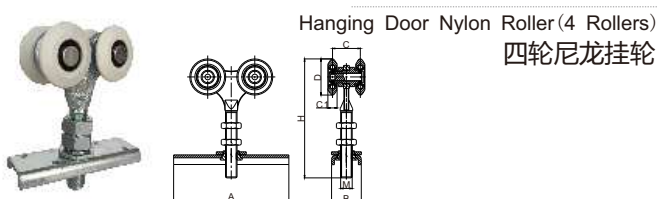
NO.	D mm	C	C1	M	H	WT(g)
GL01C.01	55	34	11	M20	167	780.2



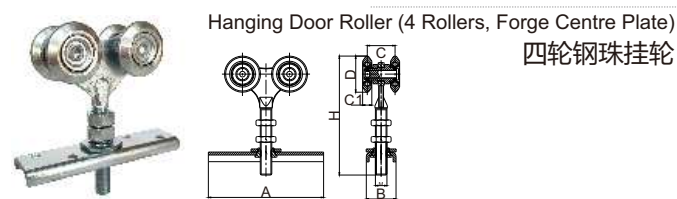
NO.	D mm	C	C1	M	H	WT(g)
GL01C.01PP	55	34	11	M20	167	632.4



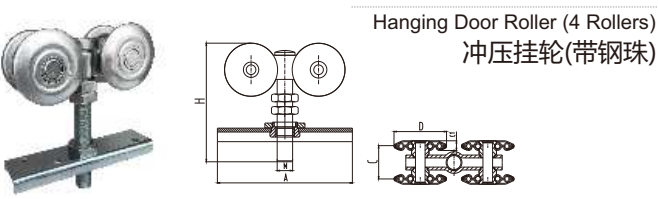
NO.	Dmm	C	C1	H	M	A*B	WT(g)
GL03C.02	55	34	11	167	M20	140*45	1567.8



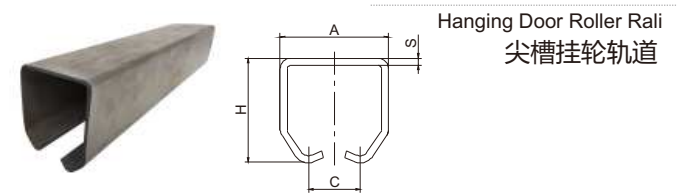
NO.	Dmm	C	C1	H	M	A*B	WT(g)
GL28CPP	55	34	11	167	M20	140*45	1207



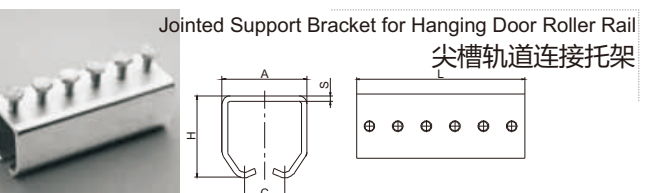
NO.	Dmm	C	C1	H	M	A*B	WT(g)
GL03C	55	34	11	167	M20	140*45	1519



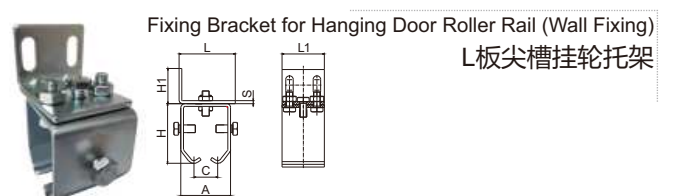
NO.	D mm	C	C1	A	M	H	WT(g)
GL34C	55	34	10	140	16	147	763



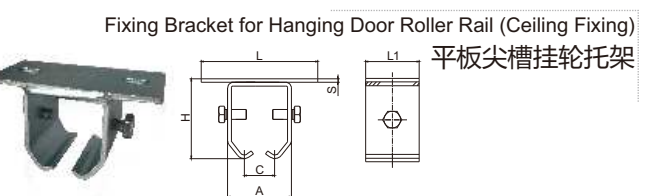
NO.	A	H	C	S	WT(kg/m)
GG01C	60	67	34	2	3.55



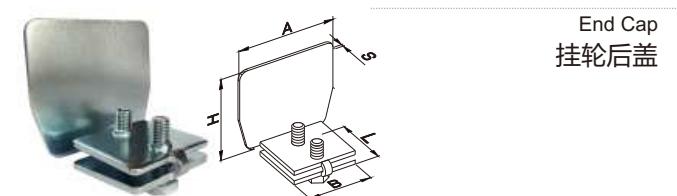
NO.	L mm	A	H	C	S	WT(g)
GTJ01C	159	71	79	34	4	1367



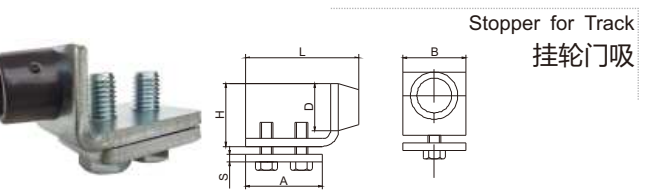
NO.	L mm	L1	H1	C	A*H	S	WT(g)
TJ05C	80	60	50	34	72x85	4	730



NO.	L mm	L1	C	A*H	S	WT(g)
TJ15C	130	60	34	72x85	4	710

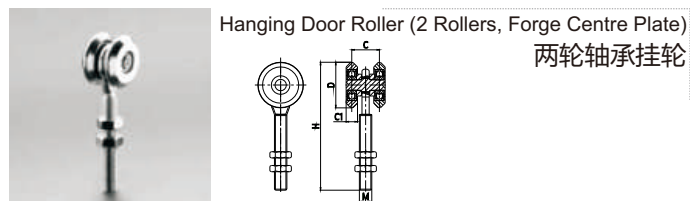


NO.	A mm	H	B	L	S	WT(g)
HG03C	60	67	34	40	3	183

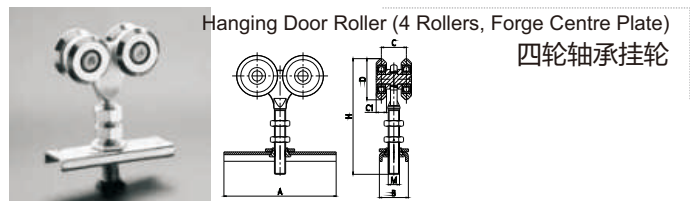


NO.	A	B	L	H	S	D	WT(g)
MX07C	49	40	72	40	5	30	232

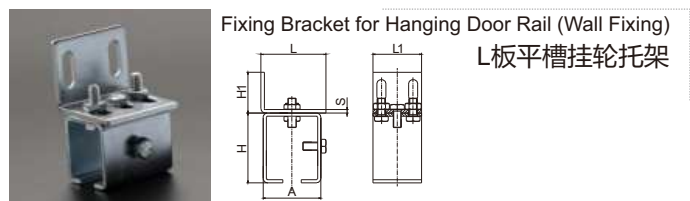
44挂轮系列 Hanging Door Roller for 44



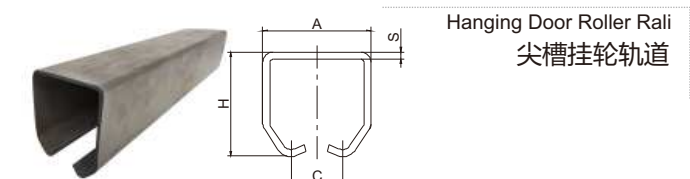
NO.	D mm	C	C1	M	H	WT(g)
GL01B.02	44	24	11	M12	124	324.2



NO.	D mm	C	C1	M	H	A*B	WT(g)
GL04B.01	44	24	11	M12	127	120*31	585

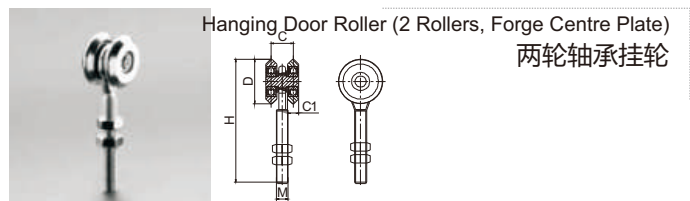


NO.	A mm	H	H1	L*L1	S	WT(g)
TJ02B	52	71	50	70x60	4	630

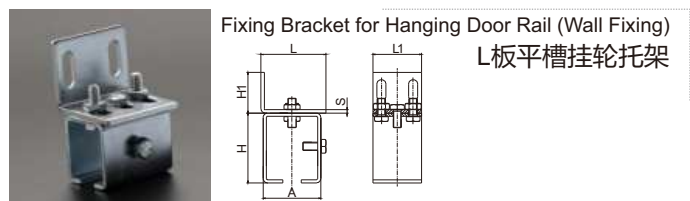


NO.	A	H	C	S	WT(kg/m)
GG01D	42	54	24	2.5	3.10

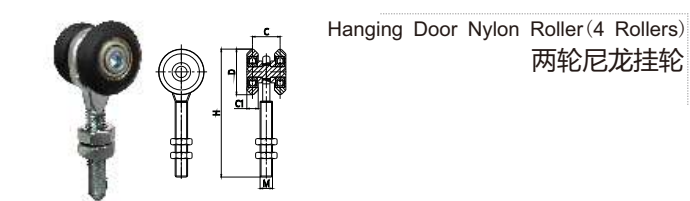
其它挂轮 Hanging Door Roller



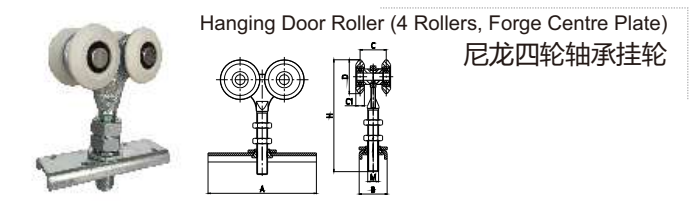
NO.	D mm	C	C1	M	H	WT(g)
GL01B	44	21	11	M12	124	324
GL01C	55	31	11	M20	167	781



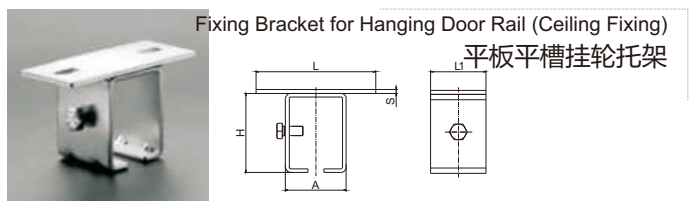
NO.	A mm	H	H1	L*L1	S	WT(g)
TJ02A	42	48	50	60x60	4	456
TJ02B	52	71	50	70x60	4	630
TJ02C	66	86	50	80x60	4	766



NO.	D mm	C	C1	M	H	WT(g)
GL01B.02PP	44	24	11	M12	124	236.6

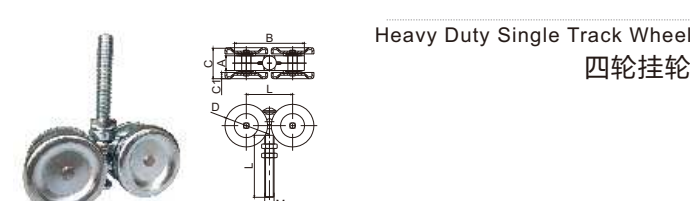


NO.	D mm	C	C1	M	H	A*B	WT(g)
GL04B.01PP	44	24	11	M12	127	120*31	528.8

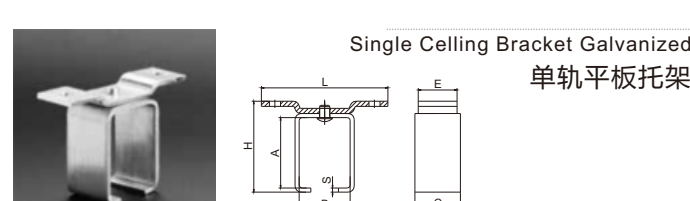


NO.	A mm	H	L	L1	S	WT(g)
TJ04B	52	71	120	60	4	624

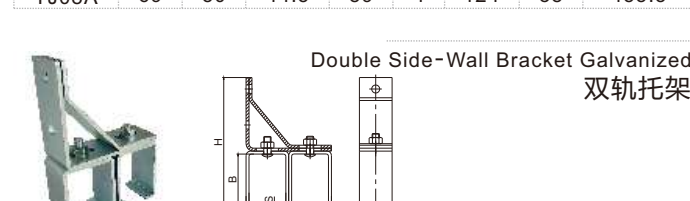
四轮铁皮挂轮 Hanging Door Roller



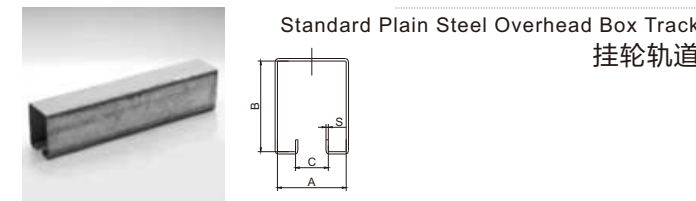
NO.	A	B	C	D	C1	M	L	WT(g)
GL17A	19	90	40	55	9	12	80	548



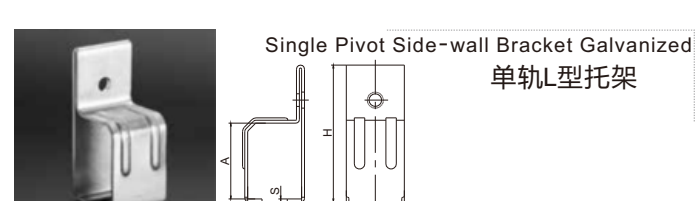
NO.	A	B	C	H	S	L	E	WT(g)
TJ08A	69	50	44.5	89	4	124	38	455.5



NO.	A	B	C	H	S	L	WT(g)
TJ20A	69	50	44.5	177	4	116	866

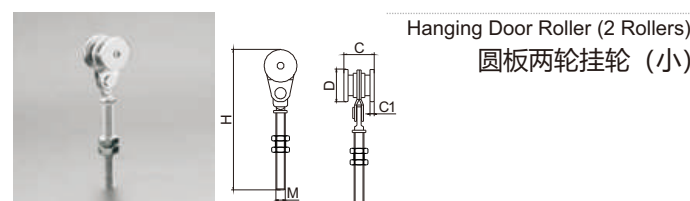


NO.	A	B	C	S	WT(g)
GG02A	44	58	21	1.5	2400/M

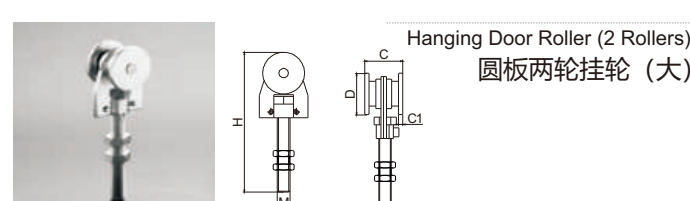


NO.	A	B	C	H	S	WT(g)
TJ07A	66	47	50.5	119	2.5	287

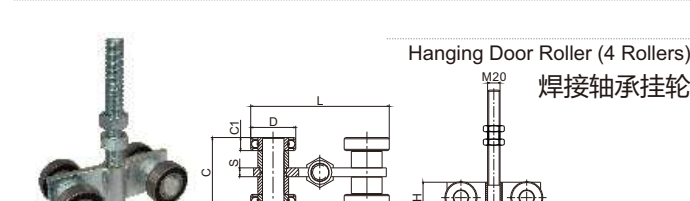
其它挂轮 Hanging Door Roller



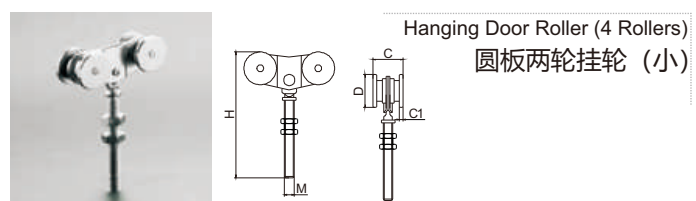
NO.	D mm	C	C1	M	H	WT(g)
GL11A	33.5	31	4	10	130	212



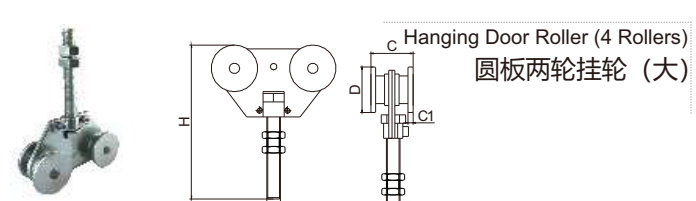
NO.	D mm	C	C1	M	H	WT(g)
GL13A	47	43	5	14	167	580.5



NO.	D mm	C1	C	L	S	H	WT(g)
GL29A	52	15	80	159	8	50	2319



NO.	D mm	C	C1	M	H	WT(g)
GL12A	33.5	31	4	10	130	350

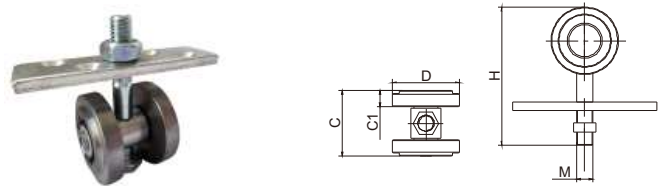


NO.	D mm	C	C1	M	H	WT(g)
GL14A	47	43	5	14	167	998



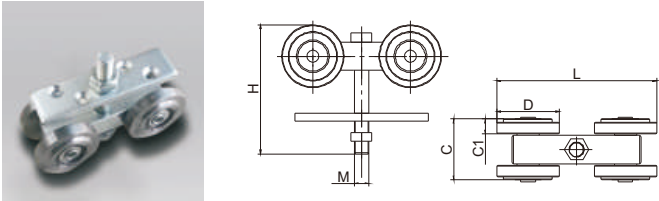
NO.	D mm	C1	C	L	S	H	WT(g)
GL29B	52	15	80	159	8	50	2234

两轮旋转挂轮
Hanging Door Roller (2 Rollers)



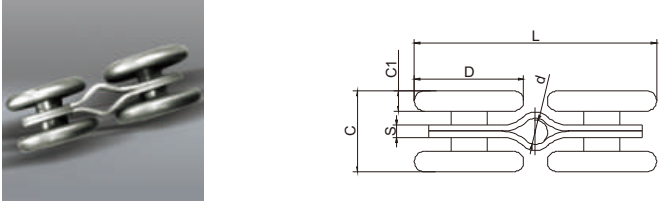
NO.	D mm	C1	C	H	M	WT(g)
GL23A	44	10	41	87.5	10	370

四轮旋转挂轮
Hanging Door Roller (4 Rollers)



NO.	D mm	C1	C	L	H	M	WT(g)
GL22A	44	10	41	107.5	86.5	10	737

卷珠挂轮
Hanging Door Roller (4 Rollers)



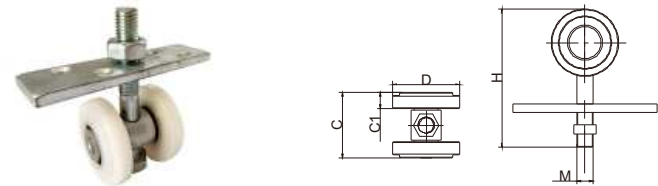
NO.	D mm	C1	C	L	d	S	WT(g)
GL24A	54	10	40	119	12	6	602

正统滑轮
Hanging Door Roller (1 Bearing with Plate)



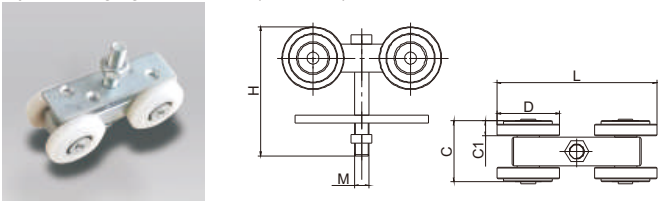
NO.	D mm	H	A	L	S	WT(g)
GL15A	52	31	50	120	6	652
GL15B	62	32	60	120	8	1043
GL15C	72	33	75	150	10	1754
GL15D	40	28	40	170	5	395
GL15E	100	41	100	200	10	2874

尼龙两轮旋转挂轮
Nylon Hanging Door Roller (2 Rollers)



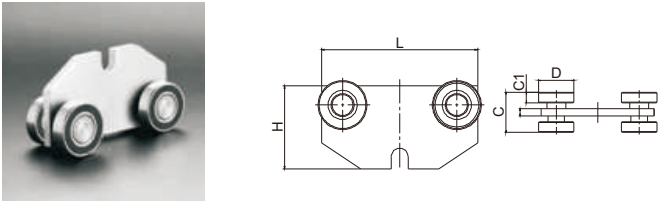
NO.	D mm	C1	C	H	M	WT(g)
GL23B	42	10	41	87.5	10	231

尼龙四轮旋转挂轮
Nylon Hanging Door Roller (4 Rollers)



NO.	D mm	C1	C	L	H	M	WT(g)
GL22B	42	10	41	107.5	86.5	10	467

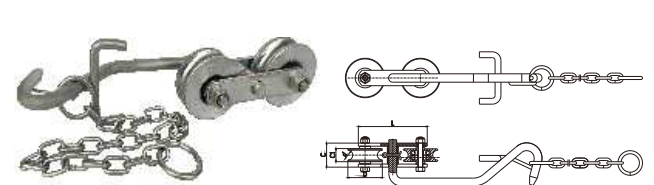
带轴承挂轮
Hanging Door Roller (4 Rollers)



NO.	D mm	C1	C	L	H	S	WT(kg)
GL32A	47	14	52	150	85	10	1.47

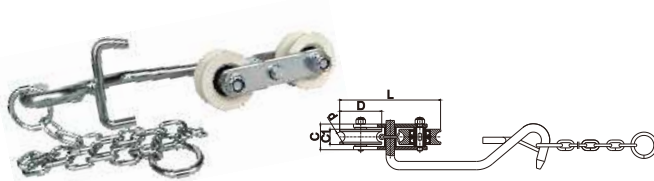
香蕉挂轮系列Hanging Door Roller

双轴承香蕉挂轮
Hanging Door Roller (with Chains,Double Bearings)



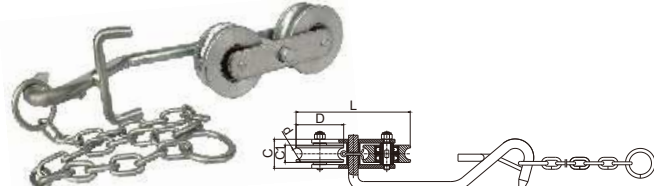
NO.	D mm	C1	C	d	L	WT(g)
GL10C	64	23.3	39	16	154	1655

尼龙双轴承香蕉挂轮
Hanging Door Roller (with Chains,Double Bearings,Nylon)



NO.	D mm	C1	C	d	L	WT(g)
GL10APA	64	23.3	39	16	154	1382

双轴承香蕉挂轮
Hanging Door Roller (with Chains,Double Bearings)



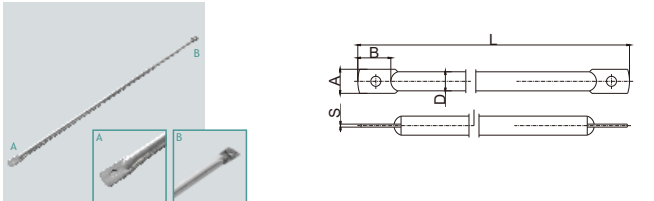
NO.	D mm	C1	C	d	L	WT(g)
GL10A	64	23.3	39	16	154	1655

香蕉挂轮支架
Banana Hanger Braket



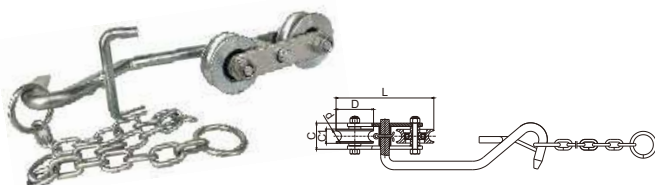
NO.	A mm	L	H	D	d	E	WT(g)
ZJ06B	100	290	123	45	17.3	20	1112

间隔杆
Banana Hanger Braket



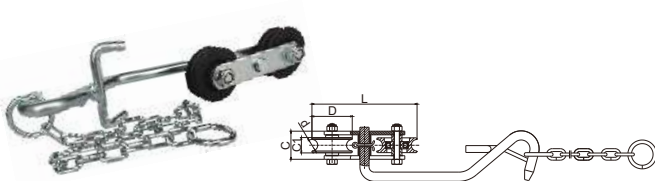
NO.	L	A	B	D	S	WT(g)
GDJ13A	1200	24	33	19	3	571

单轴承香蕉挂轮
Hanging Door Roller (with Chains,Single Bearing)



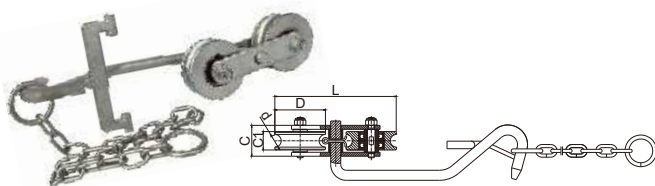
NO.	D mm	C1	C	d	L	WT(g)
GL10B	56	20	36	16	146	1302

尼龙单轴承香蕉挂轮
Hanging Door Roller (with Chains,Single Bearing,Nylon)




NO.	D mm	C1	C	d	L	WT(g)
GL10BPA	56	20	36	16	146	1094

双轴承香蕉挂轮
Hanging Door Roller (with Chains,Double Bearings)



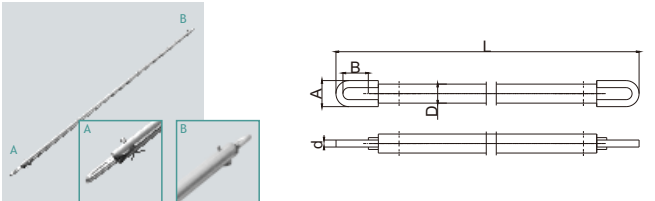
NO.	D mm	C1	C	d	L	WT(g)
GL10A.02	64	23.3	39	16	154	1743

香蕉挂轮支架
Banana Hanger Braket




NO.	A mm	L	H	D	d	E	WT(g)
ZJ06A	100	290	98	45	17.3	8	972

间隔杆
Banana Hanger Braket



NO.	L	A	B	D	d	WT(g)
GDJ14A	1265	26	25.4	19	7	754




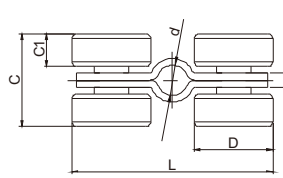
边孔折叠门挂轮
Sliding and Folding Door Carriage with One Side Hole Block

NO.	D mm	C	C1	d	L	H	WT(g)
ZDGL01A	48	52.5	12.5	16.5	102	25	1034
ZDGL01B	68	72	15	20.5	143	35	2603.6

中孔折叠门挂轮
Sliding and Folding Door Carriage with One Central Hole Block

NO.	D mm	C	C1	d	L	H	WT(g)
ZDGL02A	48	52.5	12.5	16.5	102	25	944
ZDGL02B	68	72	15	20.5	143	35	1980.4

合板折叠门挂轮
Sliding and Folding Door Carriage with Two Bended Plates

							
NO.	D mm	C	C1	d	L	H	WT(g)
ZDGL03A	34	40	14	13	87	6	386.5

折叠门尼龙导轮 (带固定板)
Nylon Guide Roller with Fixing Plate

NO.	D mm	C	L	A	S	WT(g)
ZDKJ01A	40	15	120	30	6	229

固定件
Adjustable Pin with Plate for Fastening

NO.	A*B mm	C	L	L1	M	S	WT(g)
GDJ01A	140*70	13	110	47	16	10	1041
GDJ01B	140*70	17	110	47	20	10	1159


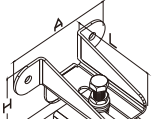
固定件
Adjustable Pin with Plate for Fastening

NO.	A*B mm	C	L	L1	M	S	WT(g)
GDJ02A	80*40	10	70	30	12	5	192

折叠门门吸
Sliding and Folding Door Stopper

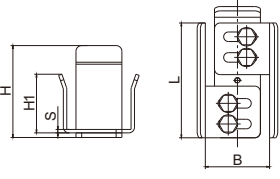

NO.	D mm	L	A	H	S	WT(g)
ZDMX01A	22	46	38	40	5	201
ZDMX01B	25	68	50	40	5	372

折叠门轨道托架
Wall Fixing Bracket Height Adjusted

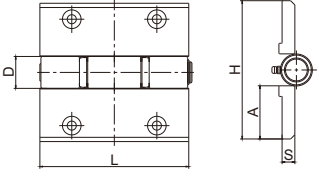

NO.	A mm	H	L	B	H1	L1	WT(g)
ZDTJ01A	175	105	140	85	110	100	1800
ZDTJ01B	175	105	140	110	110	100	2040

双向调节门兜
Adjustable Stopper for Sliding and Folding Door



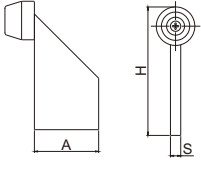

NO.	B mm	H	H1	L	S	WT(g)
ZDMD01A	43-88	80	51	100	4	566

重型合页铰链
Folding Door Hinge



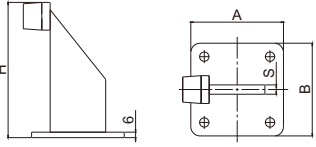

NO.	D mm	H	L	A	S	WT(g)
ZDJL01A	20	130	140	50	12	2153

无底小胶门吸
Gate Stopper without Base Plate(Small Rubber)



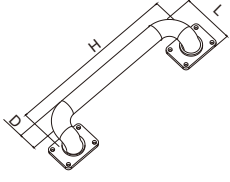

NO.	H mm	A	S	WT(g)
MX01A	100	50	8	259

有底小胶门吸
Gate Stopper with Base Plate(Small Rubber)



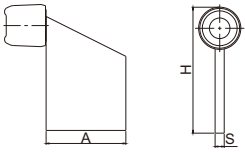

NO.	H mm	A*B	S	WT(g)
MX02A	146	100*100	10	987

门把手
Gate Handle



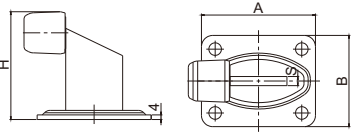

NO.	H mm	L	D	WT(g)
BS02A	300	95	28	655

无底大胶门吸
Gate Stopper without Base Plate(Large Rubber)



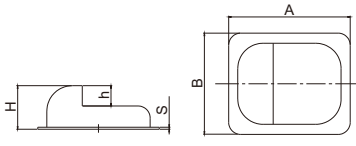

NO.	H mm	A	S	WT(g)
MX03A	95	50	8	320
MX03B	110	70	8	460

有底大胶门吸
Gate Stopper with Base Plate(Large Rubber)



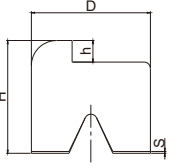

NO.	H mm	A*B	S	WT(g)
MX04A	95	100x80	8	540
MX04B	110	130x100	8	944

拖鞋门吸
Gate Stopper with Base Plate for Two Leaf Gate



NO.	H mm	A*B	h	S	WT(g)
MX05A	43	120*100	20	2	260
MX05B	50	158*138	26	2	470

高筒门吸
Gate Stopper for Two Leaf Gate



NO.	H mm	D	h	S	WT(g)
MX06A	93	95	18	1.5	325



尼龙轮
Nylon Roller



NO.	D mm	H1	M	H	Wt(g)
NL25X40M12	25	40	12	75	120
NL30X40M12	30	40	12	75	130
NL40X44M16	40	44	16	95	236
NL40X60M16	40	60	16	104	300
NL40X100M18	40	100	18	135	474
NL40X120M18	40	120	18	157	551
NL40X150M18	40	150	18	195	675
NL40X250M18	40	250	18	300	1023

中间突出尼龙轮
Nylon Roller (Bulge in Middle Surface)



NO.	D mm	H1	M	H	Wt(g)
NLT25x40M12	25	40	12	74	121
NLT30x40M12	30	40	12	75	124
NLT40x48M16	40	48	16	90	232
NLT40x60TM14	40	60	14	104	262

特殊尼龙轮
Nylon Roller



NO.	D mm	H1	M	H	Wt(g)
NLS01A	43	38	12	72	132
NLS01B	31	27.5	10	60.5	70

大头铜靠轮 (Cu)
Guide Roller with Bolt



NO.	D	H	L	M	WT(g)
KL01ACu	35	27	147	12	282.5
KL01BCu	25	27	147	12	181

带套管尼龙轮
Nylon Roller



NO.	D mm	H1	M	H	Wt(g)
NL30X40TM14	30	40	14	60	160
NL40X60TM14	40	60	14	90	270

带轴承尼龙轮
Nylon Roller (with Bearings)



NO.	D mm	H1	M	H	Wt(g)
NLZ50x60	50	60	20	120	499

带橡皮圈尼龙轮
Nylon Roller



NO.		H1	M	H	Wt(g)
NLD30x40M12	30	40	12	74	130
NLD40x60M16	40	60	16	103	265

弧形尼龙轮
Nylon Roller



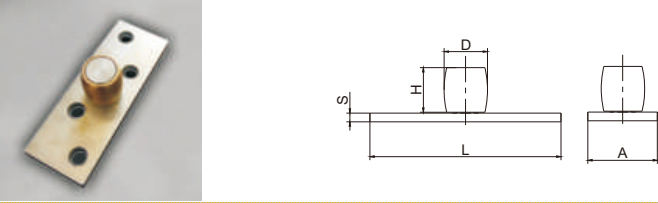
NO.	D mm	H1	M	H	Wt(g)
NLG30x40M12	30	40	12	75	123
NLG40x44M16	40	44	16	90	223

大头铁靠轮
Guide Roller with Bolt



NO.	D	H	L	M	WT(g)
KL02A	35	27	68	12	218
KL02B	25	27	68	12	142

地靠轮框架
Guide Roller with Plate



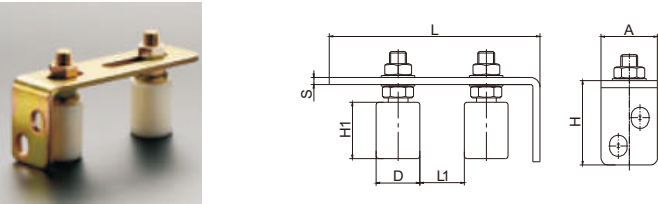
NO.	D	H	L	A	S	WT(g)
KL04A	25	23	110	40	5	246.5
KL04B	30	25	110	40	5	290

不可调单轮L型框架
Guide Bracket with Nylon Roller



NO.	D mm	H1	A	H	L	S	Wt(g)
KJ01A	40	60	38	61	78	3	367

双轮L型框架
Guide Bracket with Nylon Roller



NO.	D mm	H1	A	H	L	S	L1	WT(g)
KJ03A	30	40	40	60	150	5	8-68	510

圆靠轮
Guide Roller with Bolt



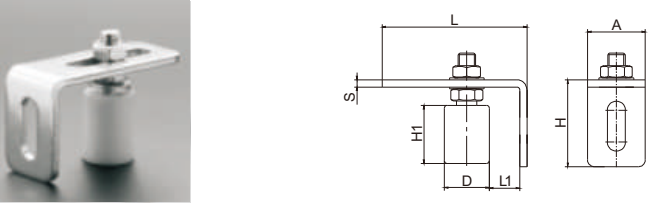
NO.	D	H	L	M	WT(g)
KL03A	25	19	125	12	175

扁轮框架
Guide Bracket with Nylon Roller



NO.	D mm	H1	A	H	L	S	WT(g)
KJ04A	34	12	40	84	61	5	256

可调单轮L型框架
Guide Bracket with Nylon Roller



NO.	D mm	H1	A	H	L	S	L1	Wt(g)
KJ02A	30	40	40	60	100	5	16-63	313

四轮双片等高框架 (有孔)
Guide Bracket with Nylon Roller

Technical drawing of the KJ09D guide bracket showing dimensions L, H, H1, D, L1, S, and A. The drawing includes a side view and a top view. The side view shows the bracket's profile with dimensions L (total length), H (total height), H1 (height to the center of the rollers), D (roller diameter), and L1 (distance between roller centers). The top view shows the bracket's width A and the spacing S between the two rollers.

NO.	Dmm	H1	A	H	L	L1	S	WT(g)
KJ09D	40	44	200	55	163-220	20-67	4	3019

长条框架
Nylon Roller

Technical drawing of the long bar guide bracket showing dimensions:

- L: Length of the bar
- H1: Height of the bracket
- D: Diameter of the bar
- L1: Length of the bracket
- S: Thickness of the bar
- A: Height of the roller

NO.	D mm	H1	A	L	L1	S	WT(g)
KJ11A	40	60	35	270	15-65	6	899
KJ11B	40	60	35	350	15-65	6	1024

两轮等高单片框架
Guide Bracket with Nylon Roller

NO.	D mm	H1	A	H	L	S	L1	WT(g)
KJ06A	30	40	68	64	165	3	35-78	699
KJ06B	40	44	68	64	165	3	31-69	889
KJ06C	40	44	68	64	200	3	46-88	967

两轮高低单片框架
Guide Bracket with Nylon Roller

NO.	D*H1 mm	A	H	H2	L	L1	S	WT(g)
KJ07A	30*40	55	40	60	165	38.5-83.5	4	644
KJ07B	40*44	55	40	60	165	34.5-71.5	4	862
KJ07C	40*44	68	65	100	200	45-89	4	1175

四轮调孔相连框架
Guide Bracket with Nylon Roller

Technical drawing of the KJ14A and KJ14B four-wheel adjustable hole connected guide bracket. The drawing shows the side view and a top view. The side view labels dimensions: L (total length), H (total height), H1 (height to the top of the rollers), H2 (height to the bottom of the rollers), D (roller diameter), L1 (distance between roller centers), and S (roller width). The top view labels dimension A (width between roller centers).

NO.	D mm	H1	A	H2	H	L	L1	S	WT(g)
KJ14A	30	40	220	110	70	175	0-90	3	2149
KJ14B	40	44	300	110	70	230	0-120	4	4344

方管框架
Guide Bracket with Nylon Roller

Technical drawing of the KJ17A square tube guide bracket. The drawing includes a side view and a top view. The side view shows a horizontal tube with length L, a vertical support with height H, a roller with diameter D, and a distance L1 from the roller to the end of the tube. A dimension S is shown at the end of the tube. The top view shows a square tube with side length A and a distance B from the center of the tube to the center of the roller. The roller is shown in a cross-section view with four mounting holes.

NO.	D mm	H	L	L1	AxB	S	WT(g)
KJ17A	43	38	310	0-195	100X100	4	1185

四轮高低双片框架
Guide Bracket with Nylon Roller Bracket

NO.	D*H1 mm	A	H	H2	L	L1	S	WT(g)
KJ08A	30*40	150	100	58	115-195	10-85	3	1768

四轮双片等高框架 (无孔)
Guide Bracket with Nylon Roller

NO.	D mm	H1	A	H	L	L1	S	WT(g)
KJ09A	30	40	200	55	164-208	26-70	2.5	1740
KJ09B	30	40	220	55	138-182	27-71	3	2494
KJ09C	40	44	350	68	176-260	19-103	4	5355

两轮可调滚筒尼龙框架
Guide Bracket with Nylon Roller

The technical drawing illustrates the dimensions of the bracket. The main view shows a side profile with dimensions L (total length), H (total height), H1 (height to the center of the rollers), H2 (height to the top of the bracket), D (roller diameter), L1 (distance between roller centers), and S (bracket thickness). A detail view on the right shows the top view with dimension A (width) and four mounting holes indicated by circles with crosses.

NO.	D*H1 mm	A	H	H2	L	L1	S	WT(g)
KJ32A	30*40	55	40	60	165	38.5-83.5	4	800
KJ32B	40*44	55	40	60	165	34.5-71.5	4	830
KJ32C	40*44	68	65	100	200	45-89	4	1145

两轮可调大头铁轮框架
Guide Bracket with Steel Roller

NO.	D mm	H1	A	H	L	L1	S	WT(g)
KJ33A	35	27	68	64	165	30-73	3	862

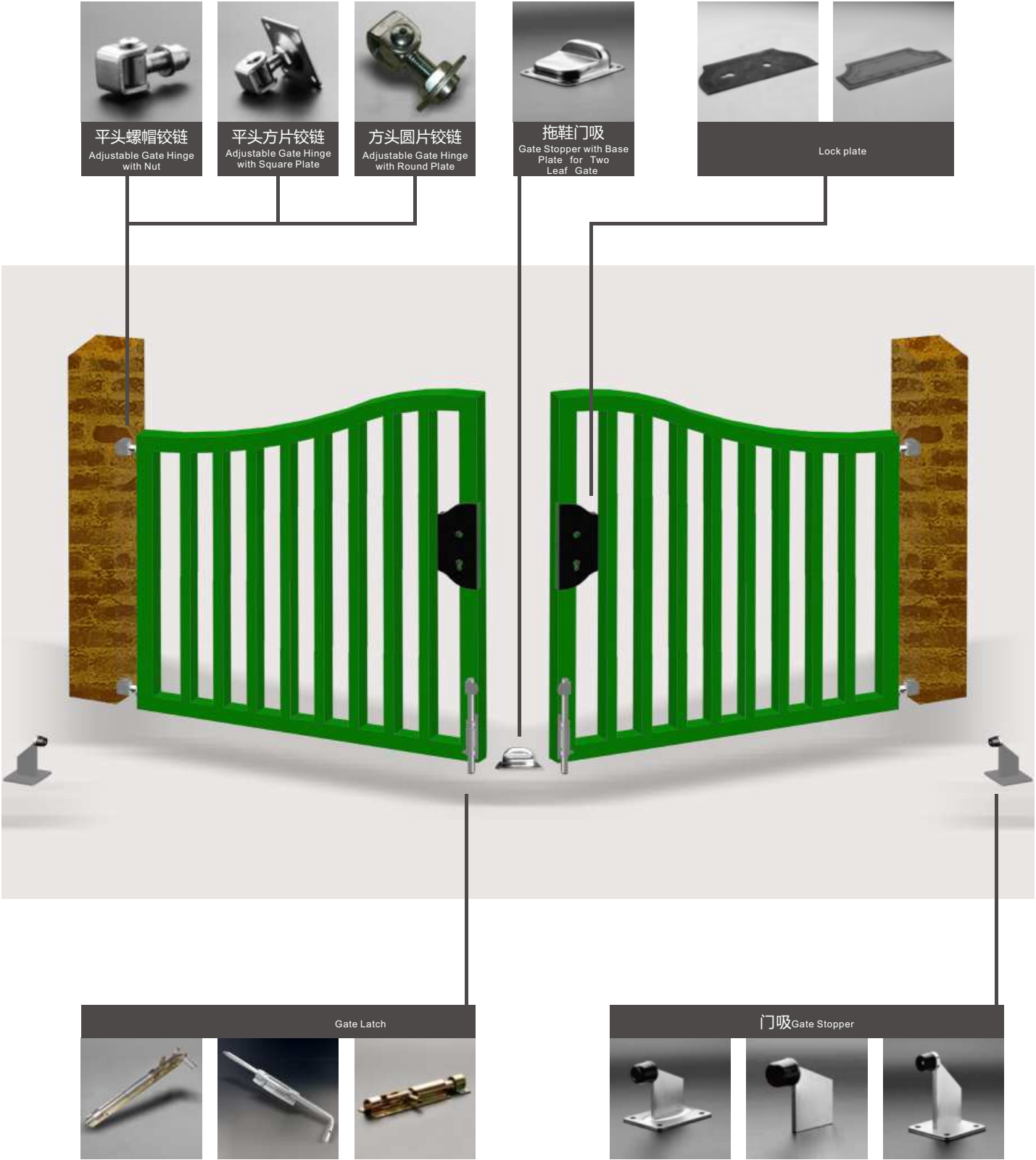
L型两轮可调小头铁轮框架
Guide Bracket with Steel Roller

NO.	D mm	H1	A	H	L	L1	S	WT(g)
KJ34A	25	27	40	60	150	13-73	5	635.8

L型两轮圆靠轮框架
Guide Bracket with Steel Roller

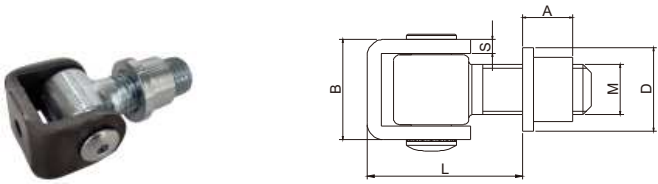
NO.	D mm	H1	A	H	L	L1	S	WT(g)
KJ35A	20	19	40	60	150	13-73	5	510





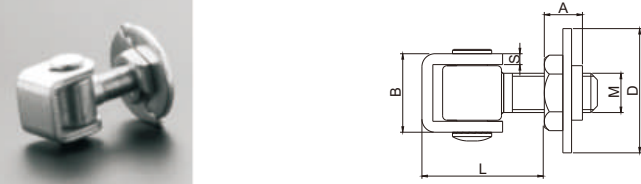
欧式铰链 Adjustable Welding Gate Hinge

圆头螺帽铰链
Adjustable Gate Hinge with Nut



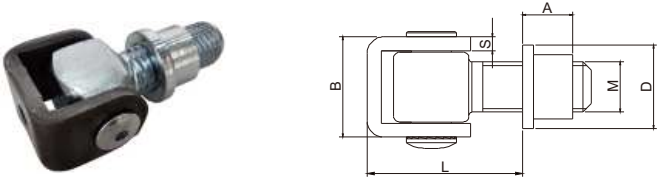
NO.	M mm	L	A	B	D	S	WT(g)
JL01A	M16	40-60	20	36	29	5	283
JL01B	M18	41-61	20	36	30	5	331
JL01C	M20	44-68	21	43	31	6	410
JL01D	M24	49-78	26	50	35	6	679

圆头圆片铰链
Adjustable Gate Hinge with Jionted Plates



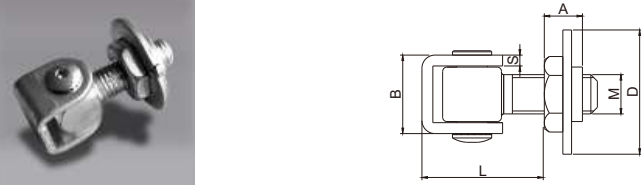
NO.	M mm	L	A	B	D	S	WT(g)
JL02A	M16	40-60	16	36	52	5	348
JL02B	M18	41-62	16	36	55	5	413
JL02C	M20	44-66	17	43	50	6	479
JL02D	M24	49-77	18	50	56	6	815

方头螺帽铰链
Adjustable Gate Hinge with Nut



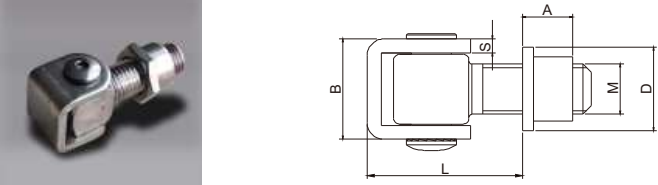
NO.	M mm	L	A	B	D	S	WT(g)
JL01E	M16	40-60	20	36	29	5	310
JL01F	M18	41-61	20	36	30	5	334
JL01G	M20	44-68	21	43	31	6	435
JL01O	M24	47-71	26	43	35	6	540
JL01P	M12	31-47	16	27	22	4	136
JL01Q	M14	31-49	18	29	24	4	176

方头圆片铰链
Adjustable Gate Hinge with Round Plate



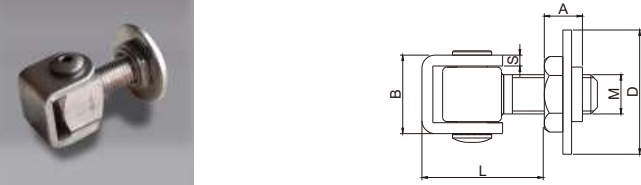
NO.	M mm	L	A	B	D	S	WT(g)
JL02E	M16	40-60	16	36	52	5	374
JL02F	M18	41-62	16	36	55	5	420
JL02G	M20	44-66	17	43	50	6	501
JL02O	M24	46-74	18	43	56	6	750
JL02P	M12	29-45	14	27	40	4	153
JL02Q	M14	31-47	16	29	45	4	208

方头螺帽铰链 (304, stainless steel)
Adjustable Gate Hinge with Nut



NO.	M mm	L	A	B	D	S	WT(g)
JL01ESS	M16	40-60	20	36	25	5	310
JL01FSS	M18	41-61	20	36	30	5	300
JL01GSS	M20	44-68	20	36	31	5	366
JL01OSS	M24	49-78	20	43	35	6	642

方头圆片铰链 (304, stainless steel)
Adjustable Gate Hinge with Round Plate



NO.	M mm	L	A	B	D	S	WT(g)
JL02ESS	M16	40-60	16	33	52	5	374
JL02FSS	M18	41-62	16	36	55	5	365
JL02GSS	M20	44-66	17	36	50	6	418
JL02OSS	M24	49-77	18	43	65	6	510

带板螺帽铰链
Adjustable Gate Hinge




NO.	A	B	S	H	D	M	L	WT(g)
JL01A.03	115	40	5	20	25	16	45-65	448
JL01B.03	115	40	5	20	30	18	46-66	483
JL01C.03	115	40	5	21	31	20	49-73	575
JL01D.03	130	45	6	26	35	24	55-84	926

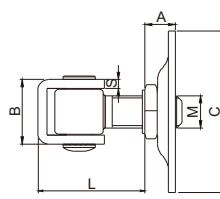
带板圆片铰链
Adjustable Gate Hinge



NO.	A	B	S	D	S1	M	L	WT(g)
JL02A.06	115	40	5	52	4	16	45-65	514
JL02B.06	115	40	5	55	4	18	46-67	559
JL02C.06	115	40	5	50	4	20	49-71	672
JL02D.06	130	45	6	56	5	24	55-73	1063


圆头方片铰链
Adjustable Gate Hinge with Square Plate

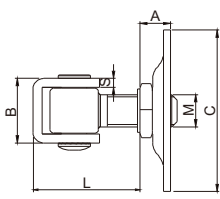




NO.	M mm	L	A	B	C	S	WT(g)
JL03A	M16	40-60	18	36	80*80	5	478
JL03B	M18	41-60	17	36	90*90	5	571
JL03C	M20	44-65	20	43	100*100	6	715
JL03D	M24	49-83	20	50	120*120	6	1320

方头方片铰链
Adjustable Gate Hinge with Square Plate





NO.	M mm	L	A	B	C	S	WT(g)
JL03E	M16	40-60	18	36	80*80	5	500
JL03F	M18	41-60	17	36	90*90	5	579
JL03G	M20	44-65	20	43	100*100	6	742
JL03O	M24	47-83	20	35	120*120	6	1180
JL03P	M12	31-47	16	27	55*75	4	215
JL03Q	M14	31-49	18	29	70*70	4	286


方头方片铰链 (304, stainless steel)
Adjustable Gate Hinge with Square Plate

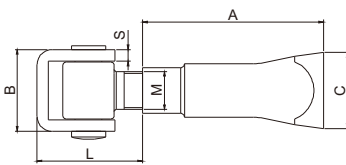
NO.	M mm	L	A	B	C	S	WT(g)
JL03ESS	M16	40-60	18	33	80*80	5	503
JL03FSS	M18	41-60	17	36	90*90	5	520
JL03GSS	M20	44-65	20	36	100*100	6	678
JL03OSS	M24	49-83	20	43	120*120	6	1250

带板方片铰链
Adjustable Gate Hinge

NO.	A	B	S	C	S1	M	L	WT(g)
JL03A.02	115	40	5	80*80	4	16	45-65	636
JL03B.04	115	40	5	90*90	4	18	46-66	726
JL03C.02	115	40	5	100*100	4	20	49-70	876
JL03D.04	130	45	6	120*120	6	24	55-89	1568

空管铰链
Adjustable Gate Hinge with Tube





NO.	M mm	L	A	B	C	S	WT(g)
JL04A	M18	40-64	66	36	38	5	406
JL04B	M20	41-58	95	43	40	6	530
JL04C	M24	44-69	100	50	48	6	863

方头空管铰链
Adjustable Gate Hinge with Tube

Technical drawing of the square head tube hinge showing dimensions: L (total length), B (height of the square head), S (thickness of the square head), A (length of the tube), M (diameter of the tube), and C (radius of the tube end).

NO.	M mm	L	A	B	C	S	WT(g)
JL04D	M18	40-64	66	36	38	5	416
JL04E	M20	41-58	95	43	40	6	562

菱形架欧式铰链
Adjustable Gate Hinge

NO.	M	A	B	D	H	S	WT(g)
JL81A	M18	150	115	11	18	5	480
JL81B	M20	150	115	11	19	5	480
JL81C	M22	150	115	11	19	5	480
JL81D	M24	150	115	11	19	5	480
JL81E	M27	150	115	11	19	5	550

双U型架欧式铰链
Adjustable Gate Hinge

NO.	N	C	A	M	R	S	WT(g)
JL80A	43	30	30	M10	53-63	6	405
JL80B	65	49	35	M12	52-62	6	610


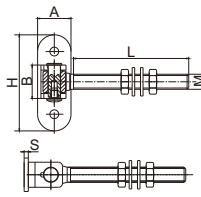
长杆圆头铰链
Adjustable Gate Hinge with Long Bolt

NO.	M mm	L	G	B	S	WT(g)
JL05A	M16	185	131	40	6	450
JL05B	M18	188	138	40	6	550
JL05C	M20	188	138	40	6	620
JL05D	M24	190	138	49	6	970

长杆圆头带板铰链
Adjustable Gate Hinge

NO.	M mm	L	B	A	C	S	WT(g)
JL05E	M16	131	40	100	60	8	765
JL05F	M18	138	40	120	60	8	898
JL05G	M20	138	40	120	60	8	972
JL05H	M24	138	49	120	60	10	1406

长杆圆头焊接板铰链
Adjustable Gate Hinge





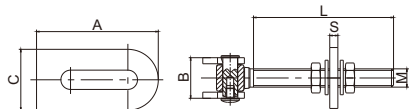
NO.	M mm	L	A	H	B	S	WT(g)
JL67A	M16	131	40	115	40	5	643
JL67C	M20	138	40	115	40	5	780
JL67D	M24	138	45	130	49	6	1214

长杆双片铰链
Adjustable Gate Hinge with Two Plates and Long Bolt

NO.	M mm	G	L	B	S	WT(g)
JL06A	M16	131	171	33	5	420
JL06B	M18	138	175	33	5	510
JL06C	M20	138	175	33	5	610
JL06D	M24	138	180	38	6	930

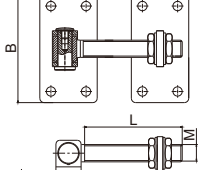

长杆双片带板铰链
Adjustable Gate Hinge



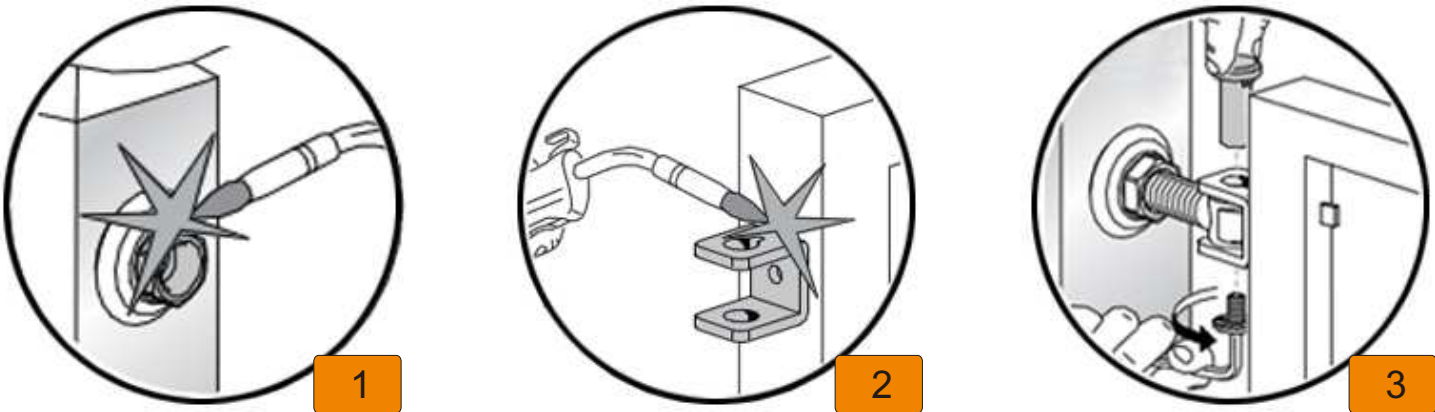


NO.	M mm	L	B	A	C	S	WT(g)
JL06E	M16	131	33	100	60	8	720
JL06F	M18	138	33	120	60	8	853
JL06G	M20	138	33	120	60	8	942
JL06H	M24	138	38	120	60	10	1315

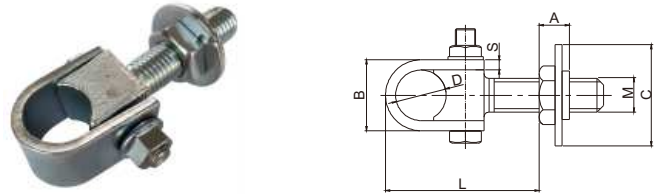
双板铰链
Adjustable Gate Hinge



NO.	A	B	S	L	M	WT(g)
JL79A	50	115	5	131	16	999
JL79B	50	115	5	138	18	1102
JL79C	70	145	6	138	20	1702
JL79D	70	145	6	138	24	2104

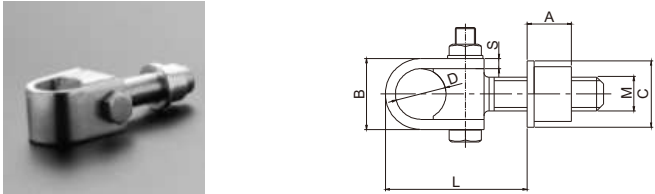


弧头圆片铰链
Adjustable Gate Hinge with Jointed Plate



NO.	M mm	L	A	B	D	C	S	WT(g)
JL07A	M20	64-108	17	42	30	50	6	708
JL07B	M24	74-121	18	47	35	56	6	1037
JL07C	M30	84-138	31	52	40	65	6	1610

弧头螺帽铰链
Adjustable Gate Hinge with Nut

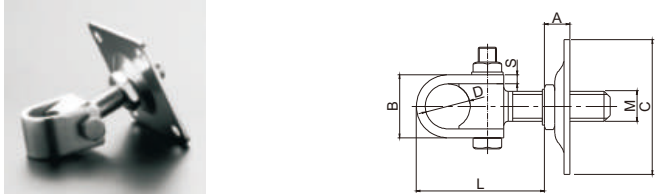


NO.	M mm	L	A	B	D	C	S	WT(g)
JL08A	M20	64-110	21	42	30	31	6	635
JL08B	M24	74-124	26	47	35	35	6	934
JL08C	M30	84-132	32	52	40	45	6	1458

M16长杆双调节铰链
Adjustable Gate Hinge

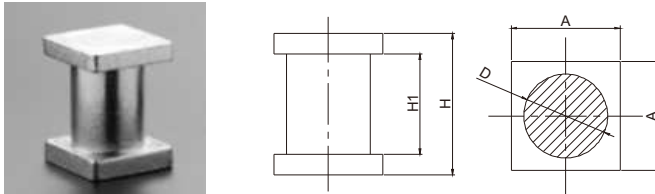
NO.	M mm	L	A	H	B	S	S1	WT(g)
JL84A	M16	34	2.5	111.5	50	6	3	828

弧头方片铰链
Adjustable Gate Hinge with Square Plate

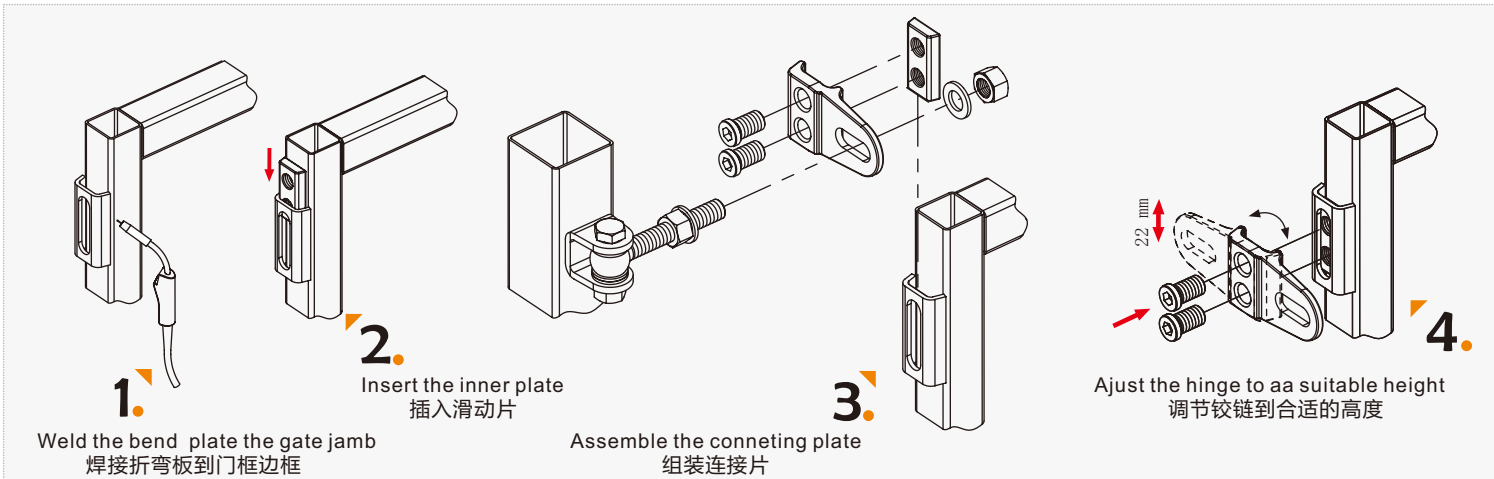


NO.	M mm	L	A	B	D	C	S	WT(g)
JL09A	M20	64-108	20	42	30	100*100	6	943
JL09B	M24	74-129	20	47	35	120*120	6	1542

工字铰链
Upright Gate Joint Element



NO.	A mm	D	H	H1	WT(g)
JL10A	40	28.5	55	36	413
JL10B	40	33.5	60	41	511
JL10C	50	38.5	65	46	783

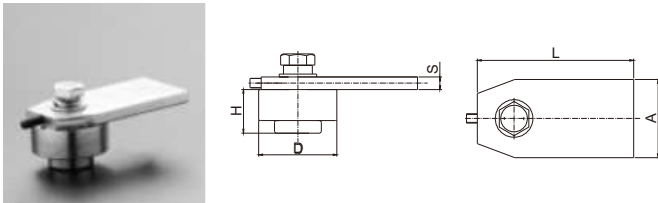


The hinge features:
1.gates adjustable in six directions:
up and down, left and right, backward and forward ,but gernal hines only in
two directons:left and right.
2.gate swings at 180 opening.

本铰链特点：
1. 可以朝六个方向调节：上下、左右、前后。普通铰链只
能左右调节。
2. 门可以旋摆180度。

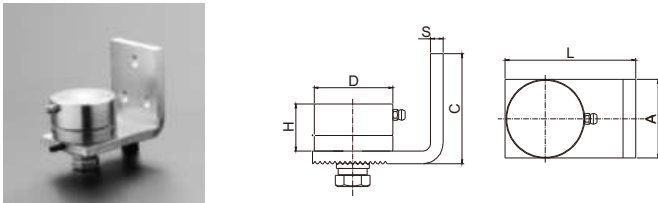
上下铰链 Rotating Plate Gate Hinge

上角铰链
Upper Rotating Plate Gate Hinge



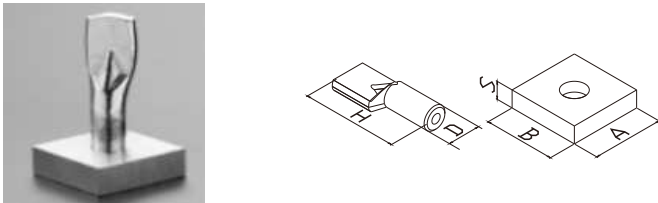
NO.	D mm	H	A	L	S	WT(g)
JL11A	40	30	40	90	7	426
JL11B	50	28	50	100	8	625
JL11C	70	35	60	140	12	1510
JL11D	120	45	100	250	14	5301
JL11F	60	28	60	140	12	1263

下L铰链
Bottom Gate Hinge with L Shape Fixing Plate



NO.	D mm	H	A	C	L	S	WT(g)
JL13A	50	36	50	70	83	8	843
JL13B	70	36	60	80	103	10	1750
JL13C	60	32	60	80	103	10	1531

地角铰链
Gate Hinge with Plate and Pin



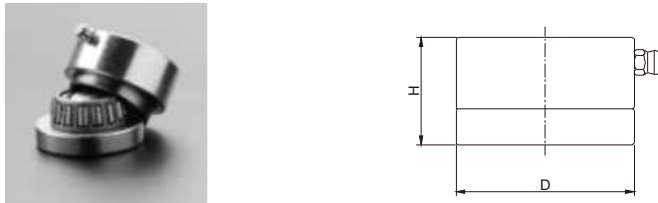
NO.	D mm	A	B	S	H	WT(g)
JL16A	20	60	60	20	89	587
JL16B	24	60	60	20	96	810

锥芯铰链
Hinge with Cone Core Pin



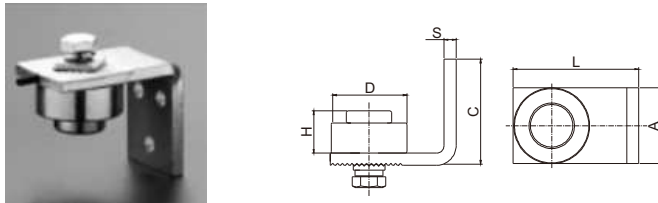
NO.	D mm	H	H1	WT(g)
JL43A	40	53	30	565

下角铰链
Bottom Rotating Gate Hinge



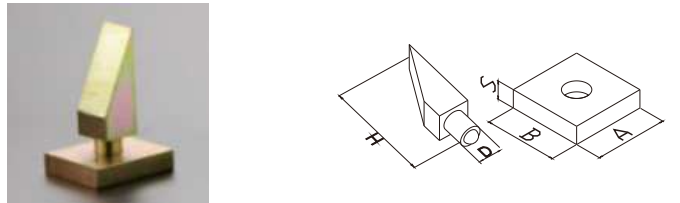
NO.	D mm	H	WT(g)
JL12A	40	34	270
JL12B	50	31	410
JL12C	70	36	960
JL12D	120	46	3612
JL12F	60	32	741

上L铰链
Upper Gate Hinge with L Shape Fixing Plate



NO.	D mm	H	A	C	L	S	WT(g)
JL14A	50	28	50	70	83	8	750
JL14B	70	35	60	80	103	10	1500
JL14C	60	28	60	80	103	10	1253

三角形地角铰链
Gate Hinge Plate and Pin



NO.	D mm	A	B	S	H	WT(g)
JL42A	20	60	70	20	104	870
JL42B	24	70	80	20	128	1460

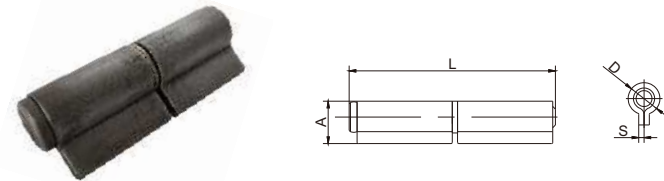
T芯铰链
Hinge with T Core Pin



NO.	D mm	H	H1	WT(g)
JL44A	40	60	50	520

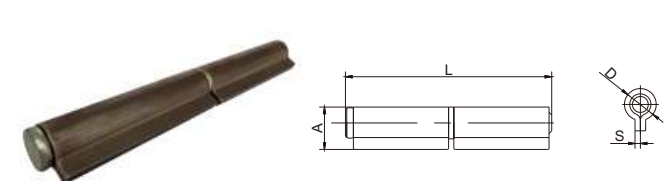
焊接铰链 Welding Hinge

Q型铰链
Welding Hinge



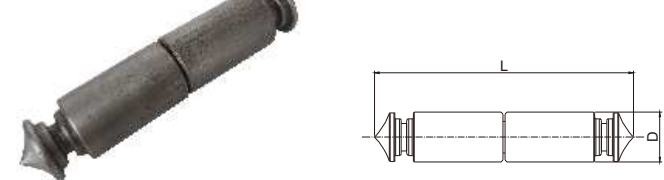
NO.	D mm	A	L	S	WT(g)
JLQX12x60	12	19.5	62.5	2.5	68
JLQX14x65	14	21.5	69	2.5	97
JLQX16x70	16	23	74	3	132
JLQX18x75	18	26	78	3	160
JLQX20x80	20	29.5	87	3	217.5
JLQX24x110	24	36	115	4	454.5
JLQX27x110	27	44	115	4	596

Q型铰链
Welding Hinge




NO.	D mm	A	L	S	WT(g)
JLQX12x80	12	16	78	2	72
JLQX14x100	13	17	102.5	2	108
JLQX16x120	15	20.5	121.5	2.3	177
JLQX16x140	16	21	143.5	2.5	236.5
JLQX18x170	17	23.5	173.5	2.5	333.5
JLQX20x200	19	27	204.5	2.5	487.5

蘑菇头铰链
Welding Hinge



NO.	D mm	L	WT(g)
JLMG25X130G	25	130	400
JLMG27X140G	27	140	520
JLMG30X150G	30	150	665
JLMG35X190G	35	190	1200

敲花铰链
Welding Hinge (with steel ball)



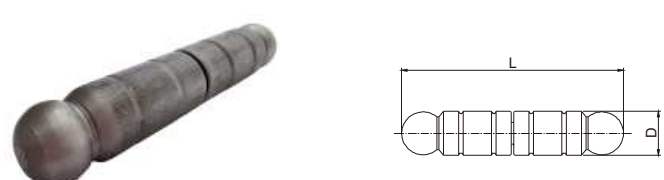
NO.	D mm	L	WT(g)
JLQH20x100G2	20	100	250
JLQH24x120G2	24	120	373
JLQH30x140G2	30	140	644
JLQH30x230G2	30	230	1294

葫芦铰链
Welding Hinge



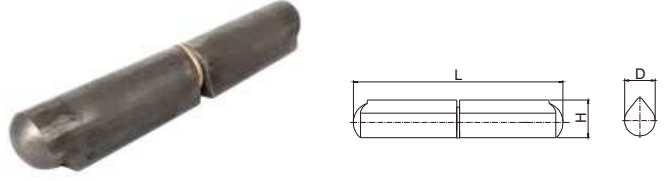
NO.	D mm	L	WT(g)
JLHL21X150G	21	150	314
JLHL25X170G	25	170	525

圆头铰链
Welding Hinge




NO.	D mm	L	WT(g)
JLYT19x110G2	19	110	220
JLYT21x117G2	21	117	285
JLYT25x130G2	25	130	435
JLYT30x140G2	30	140	700
JLYT35x180G2	35	180	1200
JLYT45x220G2	45	220	2550

鸡芯铰链
Raindrop Hinge



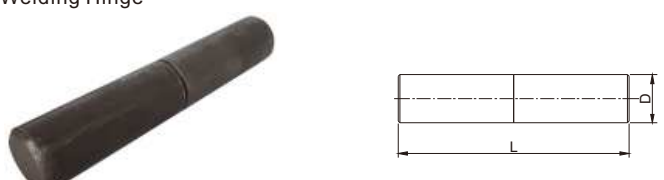
NO.	D mm	H	L	WT(g)
JLJX16x120	16	20	120	183
JLJX20x140	20	25	140	326
JLJX20x180	20	25	180	455
JLJX23x180	23	28	180	598
JLJX23x200	23	28	200	652
JLJX28x200	28	38	200	1050
JLJX28x260	28	38	260	1314

旗型铰链
Welding Hinge




NO.	D mm	L	A	S	WT(g)
JL17A	14	80	54	3	130
JL17B	16	100	46	3	182
JL17C	18	110	52	4	266
JL17D	20	120	46	4	318
JL17E	22	140	41	4	443
JL17F	25	150	76	5	744

平头铰链
Welding Hinge



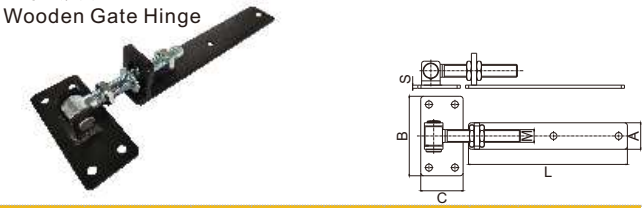
NO.	D mm	L	WT(g)
JLPT10x50	10	50	29
JLPT12x60	12	60	51
JLPT14x70G	14	70	82
JLPT16x70G	16	70	107
JLPT16x80G	16	80	122
JLPT18x80G	18	80	158
JLPT18x100G	18	100	194
JLPT20x80G	20	80	192
JLPT20x100G	20	100	239
JLPT22x120G	22	120	346
JLPT25x100G	25	100	373
JLPT25x120G	25	120	450
JLPT30x120G	30	120	646
JLPT30x140G	30	140	749

螺栓头铰链
Welding Hinge



NO.	D mm	L	WT(g)
JLLS10X80G	10	80	37
JLLS16X100G	16	100	118
JLLS21X140G	21	140	297
JLLS25X170G	25	170	591
JLLS30X180G	30	180	827
JLLS30X200G	30	200	938

木门铰链
Wooden Gate Hinge




NO.	M mm	A	B	C	L	S	WT(kg)
JL24A	M20	50	145	70	300	6	1.89
JL24B	M24	50	150	80	300	6	2.36
JL24C	M24	50	150	80	600	6	2.9
JL24D	M24	50	150	80	800	8	4.3
JL24E	M20	50	145	70	900	6	3.46
JL24F	M20	50	145	70	1200	8	5.21

木门铰链
Wooden Gate Hinge



NO.	M mm	A	B	C	L*H	S	WT(kg)
JL68A	M24	50	150	80	300*300	8	4.26
JL68B	M20	50	145	70	900*300	6	3.89

长板铰链
Wooden Gate Hinge



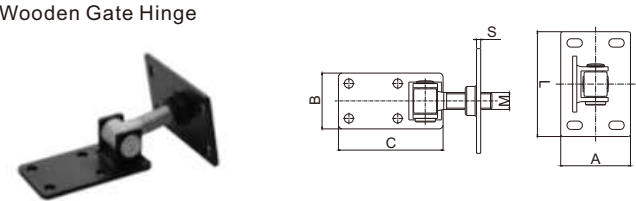
NO.	M mm	A	B	C	L	S	WT(kg)
JL25A	M16	40	130	35	470	5	1.31
JL25B	M16	40	130	35	670	5	1.6
JL25C	M16	40	130	35	400	5	1.3
JL25D	M16	40	130	35	500	5	1.4
JL25E	M16	40	130	35	800	5	1.9
JL25F	M16	40	130	35	1000	5	2.2

平角铰链
Wooden Gate Hinge




NO.	M mm	A	B	C	L	S	WT(kg)
JL27A	M24	150	80	150	100	6	2.12

直角铰链
Wooden Gate Hinge



NO.	M mm	A	B	C	L	S	WT(kg)
JL26A	M24	100	80	150	150	6	1.97

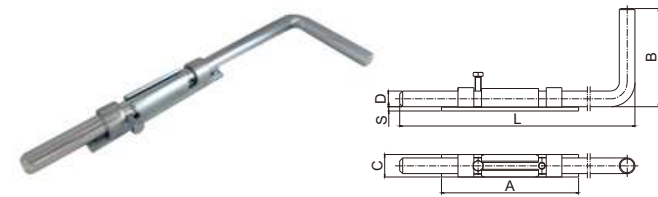
长板铰链
Wooden Gate Hinge



NO.	M mm	A	B	C	L	S	WT(kg)
JL28A	M20	40	145	70	730	5	2.26



七字插销
Gate Latch



NO.	D mm	A	C	B	L	S	WT(g)
CX04A	16	140	23	100	200	4	594
CX04B	16	140	23	100	320	4	795
CX04C	16	140	23	100	520	4	1115.5

盒子插销
Gate Latch



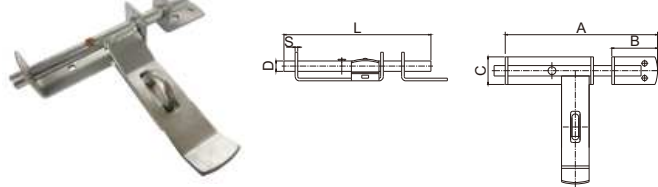
NO.	D mm	A	C	L	S	WT(g)
CX07A	14	145	30	180	15	394.5

双柱插销
Gate Latch



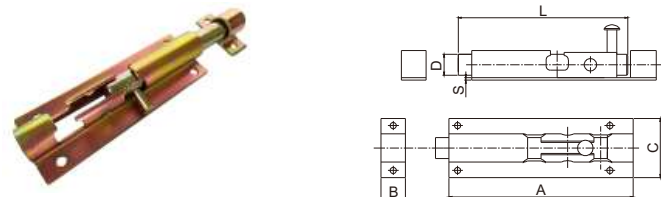
NO.	D mm	A	C	B	L	S	WT(g)
CX11A	8	160	25	37	145	2	171

双T插销
Gate Latch



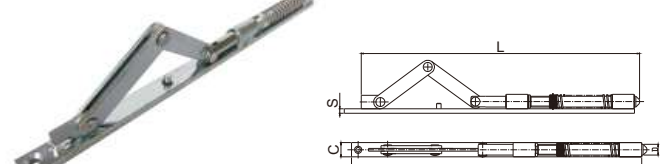
NO.	D mm	A	C	B	L	S	WT(g)
CX15A	12	102	32	53	170	3	472
CX15B	16	102	32	53	170	3	517

普通插销
Gate Latch



NO.	D mm	A	C	B	L	S	WT(g)
CX05A	12	102	30	15	90	1.5	151
CX05B	17.5	150	48	20	132	2	447
CX05C	17.5	190	48	20	172	2	554

曲伸插销
Gate Latch



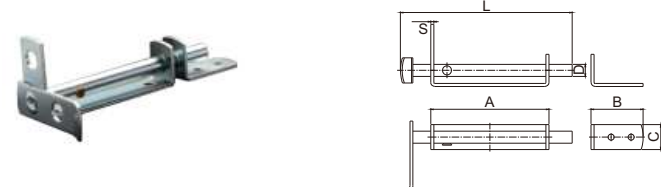
NO.	D mm	A	C	L	S	WT(g)
CX08A	12	325	16	330-355	5	530

连接件
Gate Latch



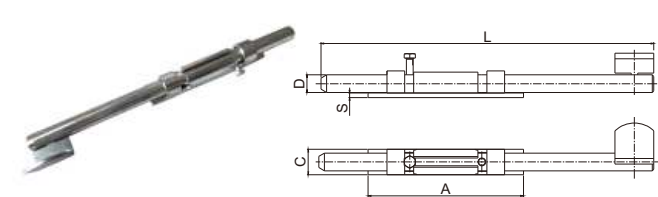
NO.	A mm	C	L	S	WT(g)
CX12A	263	20	475	3	285.5
CX12B	363	20	570	3	330

双L插销
Gate Latch



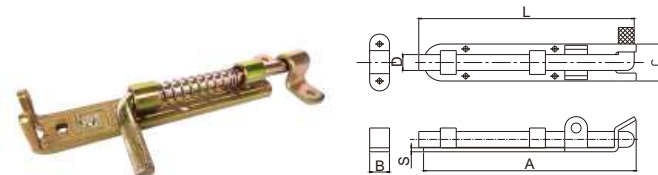
NO.	D mm	A	C	B	L	S	WT(g)
CX16A	12	118	25	52	160	3	326
CX16B	16	118	25	52	160	3	371

板头插销
Gate Latch



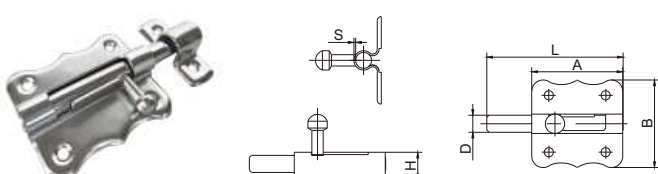
NO.	D mm	A	C	L	S	WT(g)
CX17B	16	140	23	300	4	696
CX17C	16	140	23	500	4	1011

花纹插销
Gate Latch



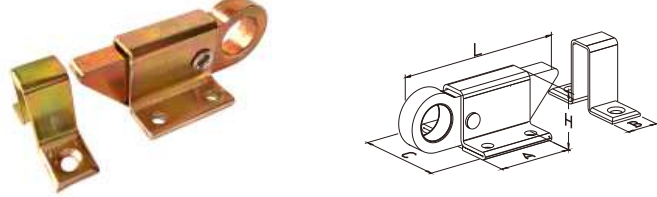
NO.	D mm	A	C	B	L	S	WT(g)
CX21A	10	175	27	16	160	5	322
CX21B	12	225	30	16	240	5	602
CX21C	12	270	30	16	270	5	696
CX21D	12	330	30	16	325	5	789
CX21E	12	420	30	16	405	5	981
CX21F	9	145	25	16	127	5	273

蝴蝶插销
Gate Latch



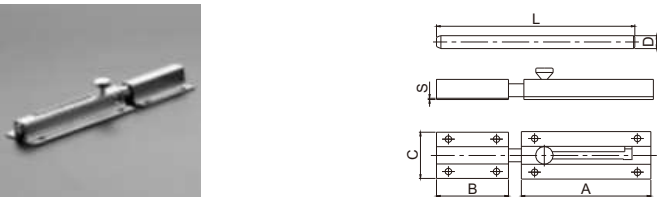
NO.	D mm	L	A	B	H	S	WT(g)
CX27A	6.5	46	30	33.5	11	0.8	24
CX27B	7.5	60	40	38.5	12.5	0.8	43.5
CX27C	9	74	50	48.5	14	1.2	74.5
CX27D	9	90	60	50	14	1.2	88

Q型插销
Gate Latch



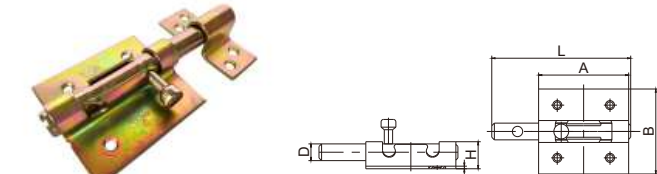
NO.	A mm	C	B	H	L	S	WT(g)
CX18A	31	38	13	23	68	1.2	89

凸型插销
Gate Latch



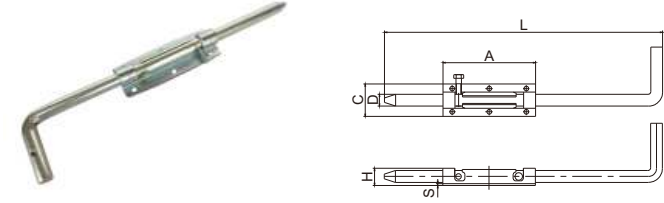
NO.	D mm	A	C	B	L	S	WT(g)
CX22A	9	90	33	50	138	1	146.5
CX22B	14	90	42.5	30	140	2	300

方板插销
Gate Latch



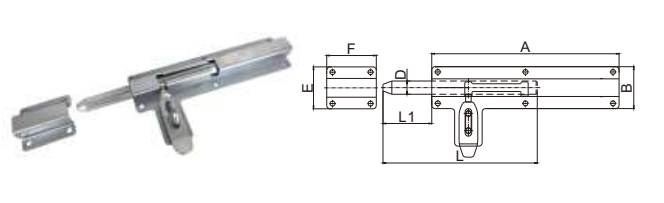
NO.	D mm	L	A	B	H	S	WT(g)
CX28A	13	108	70	66	21	2	226
CX28B	13	127	85	66	21	2	274.6
CX28C	13	145.5	100	66	21	2	314.6
CX28D	15	185	120	66	21	2	451

竖插销
Gate Latch



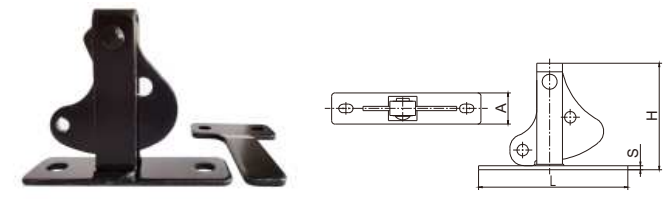
NO.	D mm	L	A	C	H	S	WT(g)
CX30A	12.7	300	110	38	18.5	2	431

方管带板横插销
Gate Latch



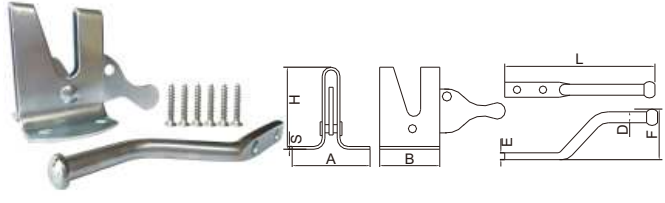
NO.	A	B	L	D	L1	E	F	WT(g)
CX35A	160	38	140	12	50	38	45	354.5
CX35B	215	50	200	16	60	50	55	1005

摇摆插销
D Latch & Striker Pack



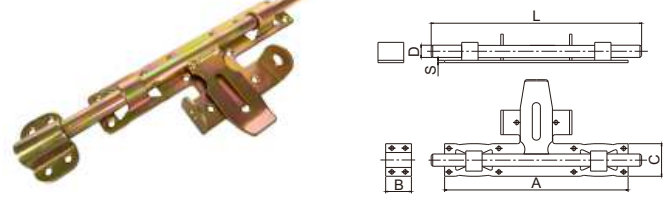
NO.	A mm	H	L	S	WT(g)
CX33A	25	80	101	3	272

重力插销
D Latch & Striker Pack




NO.	A mm	B	H	S	D	L	F	E	WT(g)
CX31A	59	44	60	2	8	110	37	4.5	175

工字板插销
Gate Latch



NO.	D mm	A	C	B	L	S	WT(g)
CX20A	15	225	40	35	225	3	810

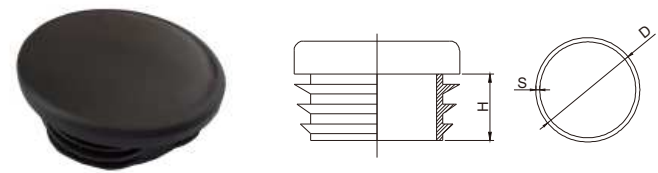
旋转弹簧插销
Gate Latch



NO.	D	L	H	A	B	S	WT(g)
CX36A	20	230	100	140	32	110	1634

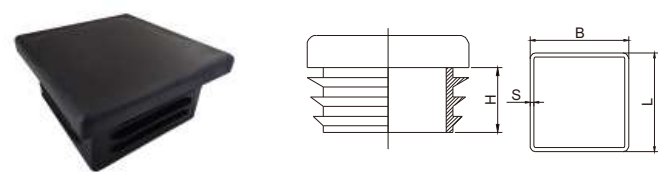


塑料圆形柱盖
Plastic Round Post Cap



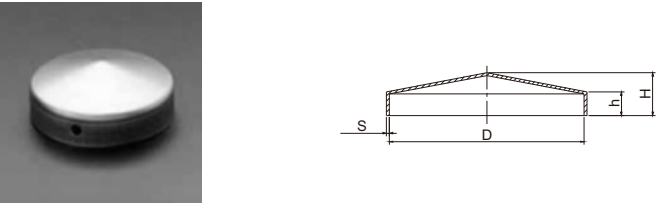
NO.	H mm	D	S	WT(g)
ZG0601	9	10	1-1.5	1
ZG0602	9,2	15	1-1.5	1
ZG0603	11,4	20	1-1.5	1.5
ZG0604	11,3	25	1-1.5	2
ZG0605	11,6	30	1-1.5	3
ZG0606	12	32	1-1.5	4
ZG0607	11,3	40	1-1.5	5
ZG0608	12	42	1-1.5	6
ZG0609	12	48	1-1.5	7
ZG0610	13	50	1-1.5	8
ZG0611	13	55	1-1.5	10
ZG0612	14	60	1-1.5	12.5
ZG0613	15	70	1-1.5	14.5
ZG0614	15	76	1.5-2	25
ZG0615	18	90	1.5-2	25
ZG0617	18	100	1.5-2	55
ZG0618	18	110	1.5-2	65

塑料正方形柱盖
Plastic Square Post Cap



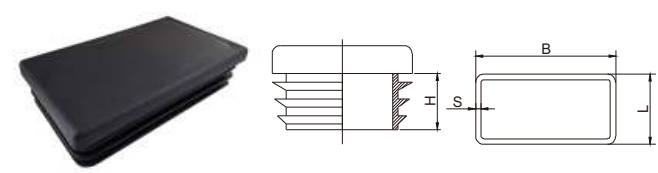
NO.	H mm	B	L	S	WT(g)
ZG0801	9	15	15	1-1.5	2
ZG0802	13	20	20	1-1.5	3
ZG0803	13	25	25	1-1.5	4
ZG0805	14	30	30	1-1.5	8
ZG0806	18	40	40	1-1.5	13
ZG0807	14	45	45	1-1.5	16
ZG0808	18	50	50	1-1.5	21
ZG0809	22	60	60	2-2.5	31.5
ZG0810	23	70	70	2-2.5	35
ZG0811	23	80	80	1.5-2	43.5
ZG0812	22	90	90	1.5-2	54
ZG0813	24	100	100	2-3	69
ZG0814	23	120	120	1.5-2	142

圆形柱盖
Round Post Cap




NO.	D mm	H	h	S	Wt(g)
ZG03A	2"	20	12	1	30
ZG03B	2.5"	22	13	1	43
ZG03C	3"	34	21	1	75

塑料长方形柱盖
Plastic Rectangle Post Cap



NO.	H mm	B	L	S	WT(g)
ZG0701	12	20	10	1-1.5	1.5
ZG0702	12	25	15	1-1.5	2.5
ZG0703	12	30	10	1-1.5	2.5
ZG0704	12	30	15	1-1.5	3.5
ZG0705	12	30	20	1-1.5	4
ZG0706	12	30	25	1-1.5	4.5
ZG0707	12	40	10	1-1.5	5
ZG0708	12	40	15	1-1.5	5
ZG0709	12	40	20	1-1.5	5.5
ZG0710	13	40	25	1-1.5	6
ZG0711	14	40	30	1-1.5	6.5
ZG0712	14	50	20	1-1.5	7
ZG0713	14	50	25	1-1.5	7
ZG0714	14	50	30	1-1.5	7.5
ZG0715	14	50	30	1-1.5	10
ZG0716	14	50	34	1-1.5	11
ZG0717	14	50	40	1-1.5	11.5
ZG0718	15	60	20	1-1.5	13
ZG0719	15	60	25	1-2.5	14
ZG0720	23	60	30	1.5-2	19
ZG0721	23	60	40	1.5-2	24.5
ZG0723	15	70	25	1-1.5	17
ZG0724	15	70	30	1-1.5	18
ZG0725	15	70	40	1-1.5	19
ZG0727	15	80	20	1-1.5	22
ZG0728	15	80	30	1-1.5	24
ZG0729	23	80	40	1-2	31
ZG0731	18	80	50	1-1.5	26
ZG0732	18	80	60	1-1.5	28
ZG0734	18	100	40	1-1.5	30
ZG0735	23	100	50	1.5-2.5	42.5
ZG0736	18	120	30	1-1.5	45
ZG0737	18	120	40	1-1.5	55
ZG0738	18	120	60	1.5-2	60
ZG0739	20	120	80	1.5-2	83
ZG0740	22	140	80	1.5-2	70
ZG0741	22	150	100	1.5-2	91

带孔金字塔柱盖
Pyramid Post Cap with Holes



NO.	A mm	H1	H	S	WT(g)
ZG02A	40	12	20	1	30
ZG02B	50	15	25	1	45
ZG02C	60	17	27	1	63
ZG02D	80	20	37	1	105

不带孔金字塔柱盖
Pyramid Post Cap



NO.	A mm	H1	H	S	WT(g)
ZG01A	30	10	15	1.2	19
ZG01B	40	10	15	1.2	30
ZG01C	50	10	17	1.2	40
ZG01D	60	10	18	1.2	55
ZG01E	80	10	18	1.2	88
ZG01F	100	10	23	1.2	130
ZG01G	120	13	30	1.2	196
ZG01H	150	17	30	1.2	305
ZG01K	200	12.5	32	2.0	826

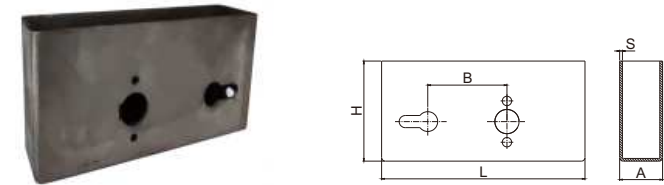
球形柱盖
Ball Post Cap



NO.	A mm	D	H	S	WT(g)
ZG04A	40	40	54	1	53
ZG04B	50	50	74	1	82
ZG04C	60	60	80	1	109
ZG04D	70	67	92	1	151
ZG04E	80	77	100	1	214
ZG04F	100	95	115	1	295

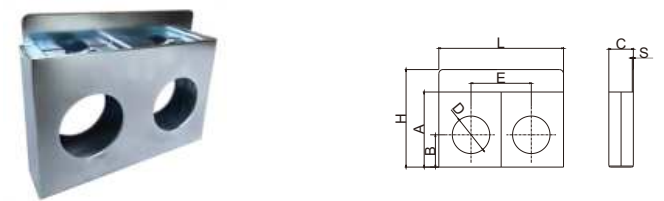


锁壳
Lock Box



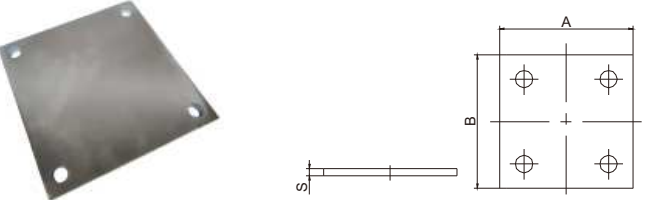
NO.	A mm	L	B	H	S	WT(g)
SK02A	20	160	70	80	2	393
SK02B	20	185	90	80	2	448
SK02C	30.5	215	72	102	2	825.5

锁壳
Lock Box




NO.	L	H	A	B	C	E	D	S	WT(g)
SK04A	172	134	112	52	33	85	54	2	

直角立柱底板
Plain Steel Base Plate



NO.	A mm	B	S	WT(g)
LZDB100x100x5K13	100	100	5	361
LZDB130x130x5K13	130	130	5	632
LZDB80x80x8K10.5	80	80	8	399.8
LZDB100x80x8K10	100	80	8	474.8
LZDB120x120x8K11	120	120	8	872.4
LZDB130x130x8K13	130	130	8	1015.6
LZDB150x80x8K11	80	150	8	717.4
LZDB150x120x8K12	120	150	8	1101.8
LZDB150x150x8K11	150	150	8	1365.6
LZDB150x150x8K13	150	150	8	1360.8
LZDB170x170x8K13	170	170	8	1764.4
LZDB200x200x8K16	200	200	8	2441.6
LZDB200x150x8K16	200	150	8	1816.8
LZDB200x200x10K13	200	200	10	3016.8
LZDB250x250x10K13	250	250	10	4735.4

小号扭花把手
Handle



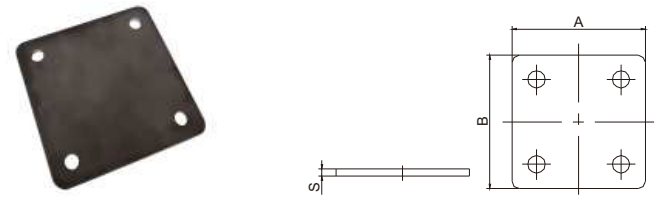
NO.	A	B	H	L	D	S	WT(g)
BS05A	158	25.5	47	125	10	3	157

锁壳
Lock Box



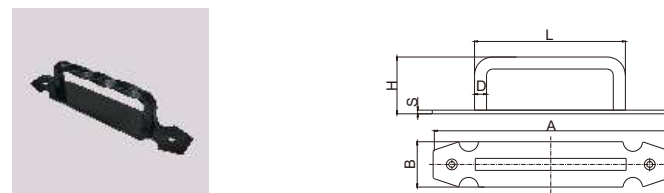
NO.	A mm	H	H1	B	D	C	S	WT(g)
SK03A	89	139	107	46	56	35	1.5	340

圆角立柱底板
Plain Steel Base Plate



NO.	A mm	B	S	WT(g)
LZDB75x75x4K10	75	75	4	161
LZDB100x100x4K10	100	100	4	293.8
LZDB125x125x6K11	125	125	6	702.2
LZDB150x150x6K11	150	150	6	1032.6
LZDB175x175x6K13	175	175	6	1395.8
LZDB200x200x6K13	200	200	6	1831.8

大号扭花把手
Handle



NO.	A	B	H	L	D	S	WT(g)
BS06A	195	37.5	47	125	10	3	275

卷帘门弹簧盒
Spring Box for Rolling Shutter Door




NO.	D mm	d	H	Thickness	WT(kg)
TH01A	200	42	80	1	1.079
TH01B	200	48	80	1	1.081
TH01C	200	60	80	1	1.073
TH01D	220	42	80	1	1.183
TH01E	220	48	80	1	1.185
TH01F	220	60	80	1	1.177

门把手
Handle for for Roller Shutter Door



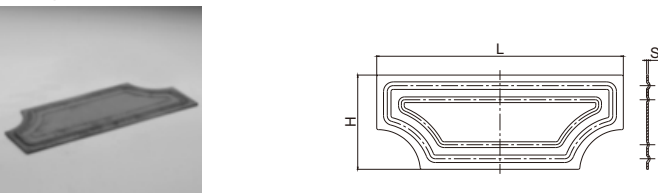
NO.	A mm	B	H	L	Thickness	WT(g)
BS01A	130	25.5	75	107	1.5	149.5

铁齿条
Steel Gear Rack



NO.	模数Module	A mm	H	L	WT(kg/m)
CT01A	M4	8	30	1m/2m	1.75
CT01B	M4	9	30	1m/2m	1.95
CT01C	M4	10	30	1m/2m	2.17
CT01D	M4	11	30	1m/2m	2.36
CT01E	M4	12	30	1m/2m	2.55
CT01F	M4	22	22	1m/2m	3.1
CT01G	M4	30	30	1m/2m	5.4
CT02A	M6	30	30	1m/2m	5.5

锁板
Lock plate



NO.	H mm	L	S	WT(g)
SB02A	107	280	2	417.5

卷帘门钩子
Hook for Rolling Shutter Door



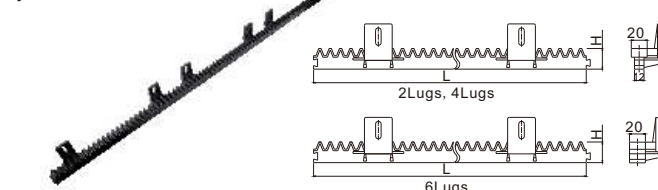
NO.	A mm	L	Thickness	WT(g)
TG01A	90	120	1.5	135

锁盖
Lock Cover



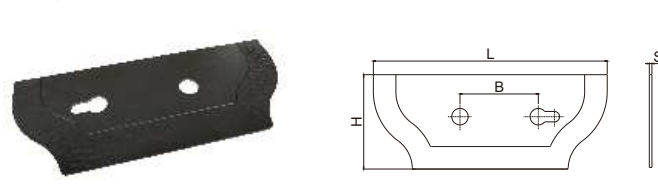
NO.	L mm	H	B	A	Thickness	WT(g)
MG01A	330	228	56	154	1	717

尼龙齿条
Nylon Gear Rack



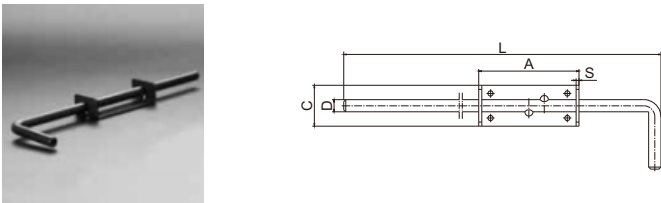
NO.	模数Module	外形 Lugs	H mm	L	WT(g)
CT03A(Light)	M4	2眼 2 Lugs	26	340	299
CT03A-Z(Heavy)	M4	2眼 2 Lugs	28	340	500
CT03B	M4	4眼 4 Lugs	26	1010	856
CT03C	M4	6眼 6 Lugs	27	1020	1338

锁板
Lock plate



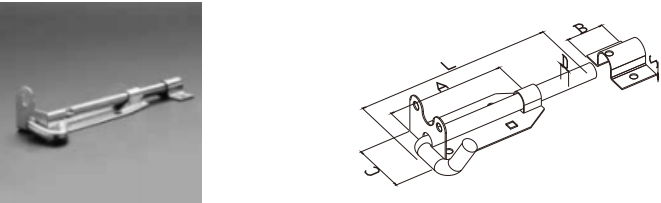
NO.	H mm	L	B	S	WT(g)
SB01A	109	270	90.5	3	588.5

长L插销
Long L Slide Bolt



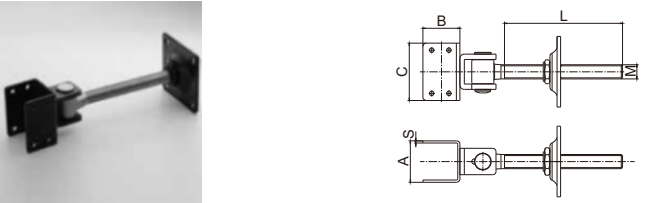
NO.	C mm	A	D	L	S	WT(g)
CX09A	40	98	12	300	3	448
CX09B	40	98	12	600	3	712.5

尖嘴插销
Slide Bolt



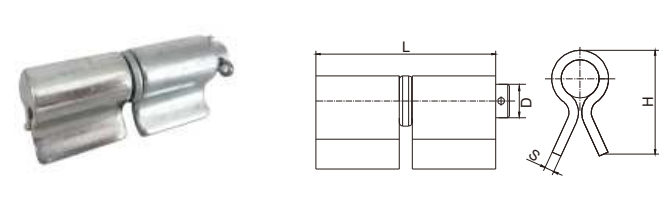
NO.	C mm	A	B	D	L	S	WT(g)
CX26A	30	58	15	8	87	1	74
CX26B	34	106	15	8	144	1	119
CX26C	40	140	16	9	190	1.5	203

叉头方片铰链
Adjustable Bolt Hinge



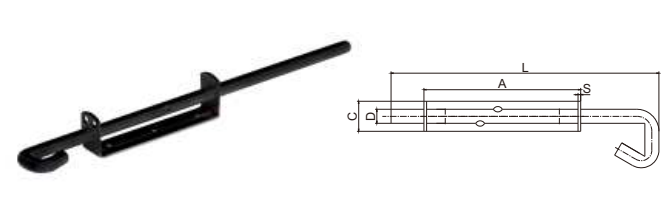
NO.	A mm	B	C	L	M	S	WT(g)
JL29A	47	42	65	138	16	2.5	825
JL29B	56	54	75	138	16	2.5	895

八字铰链
Weld on Pin & Socket with Bearing



NO.	D mm	H	L	S	WT(g)
JL50A	16	40	92	3	316
JL50B	20	56	116	5	795
JL50C	27	60	148	6	1569
JL50D	12	30	68	3	180

钩头插销
Cane Bolt with Hook




NO.	C mm	A	D	L	S	WT(g)
CX25A	34	177	16	300	3	760
CX25B	34	177	16	500	3	1075
CX25C	34	177	16	450	3	968
Cx25D	30	150	12	400	3	575
Cx25E	30	150	12	600	3	753

弯管铰链
Gudgeon Trunnion Hinge




NO.	A mm	B	D	L	M	WT(g)
JL31A	40	140	27	90	16	630

烟斗铰链
Adjustable Bolt Hinge



NO.	A mm	B	D	L	M	WT(g)
JL30A	40	160	25	125	M16	830
JL30B	50	160	30	100	M16	987

带油孔旗形铰链
Flag Hinge with Grease Fitting



NO.	C mm	H	L	S	WT(g)
JL54A	22	50	66	4.5	380
JL54B	64	50	150	5	556
JL54C	80	70	200	9.6	2680

不对称蝶形铰链
Butt Hinge



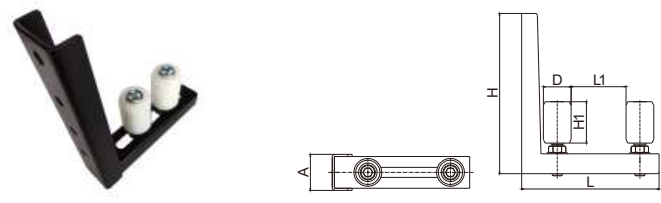
NO.	L	H	C	A	B	D	S	WT(g)
JL51AR	85	86	40	50	22	22	4	760
JL51BR	90	99	44	50	22	25	5	1075
JL51CR	145	150	65	74	51	32	5	968
JL51DR	430	150	65	74	338	32	5	575
JL51ER	125	150	65	75	30	32	5	753

蝶形铰链
Butt Hinge




NO.	L mm	H	C	D	S	WT(g)
JL52AR	100	89	40	22	4	455
JL52BR	115	99	44	25	5	545

双轮可调L型大框架
Roller Guide with Bracket



NO.	D mm	H1	A	H	L	L1	WT(g)
KJ05A	40	60	50	225	190	0-77	1350

可调门兜
End Stop (Roller Guided)



NO.	A mm	H	D	H1	L	B	WT(g)
MD05A	55-90	80	40	130	120	100	2850

不对称蝶形铰链
Butt Hinge



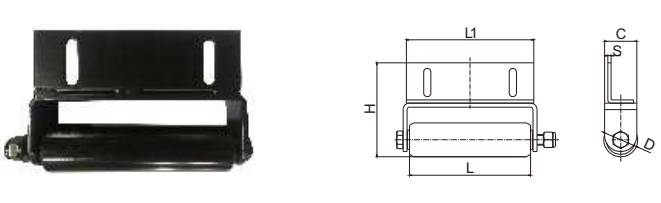
NO.	L	H	C	A	B	D	S	WT(g)
JL51AL	85	86	40	50	22	22	4	760
JL51BL	90	99	44	50	22	25	5	1075
JL51CL	145	150	65	74	51	32	5	968
JL51DL	430	150	65	74	338	32	5	575
JL51EL	125	150	65	75	30	32	5	753

蝶形铰链
Butt Hinge



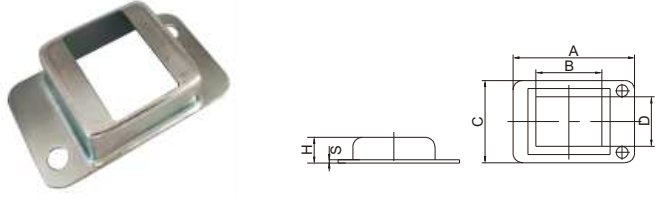
NO.	L mm	H	C	D	S	WT(g)
JL52AL	100	89	40	22	4	455
JL52BL	115	99	44	25	5	545

宽轮上下可调框架
Roller Guide with Bracket




NO.	D mm	C	H	L	L1	S	WT(g)
KJ13A	42	40	116	150	158	4	1197
KJ13A.02	42	40	166	150	158	4	1445

双边单孔方管固定架
Mounting Post Plate



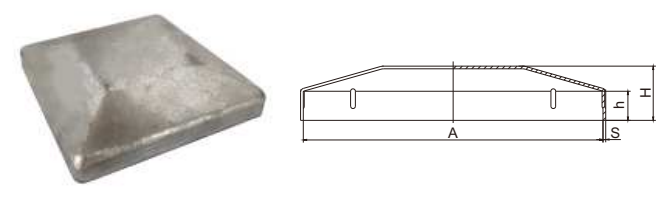
NO.	A mm	C	B	D	H	S	WT(g)
FGGDJ01A	85	48	31	31	24	1.5	67
FGGDJ01B	85	48	26	39	24	1.5	67
FGGDJ01C	85	48	41	41	24	1.5	60

梯形柱盖
Post Cap



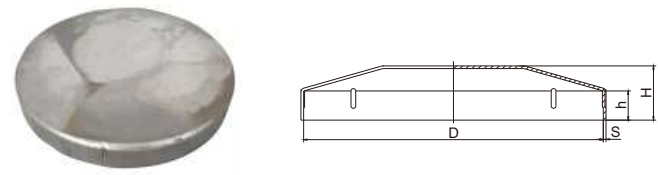
NO.	A mm	H	H1	S	WT(g)
ZG11A	50	25	14.5	1	44
ZG11B	65	27	16.5	1	67
ZG11C	75	29	18.5	1	87
ZG11D	90	30	18.5	1	117
ZG11E	100	33	18	1	147
ZG11F	40	24	13.5	1	35

梯形柱盖
Post Cap



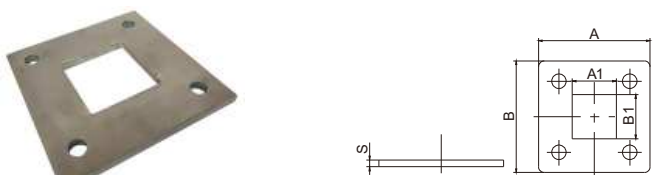
NO.	A mm	H	h	S	WT(g)
ZG13A	125	30	15	1.6	273
ZG13B	150	30	17	1.6	382

圆形柱盖
Post Cap



NO.	D mm	H	h	S	WT(g)
ZG12A	165	40	23	2	383
ZG12B	220	40	23	2	539

澳洲预埋铁
Post Base Plate



NO.	A*B mm	A1*B1	S	WT(kg)
AYMT175	175	78	12	2.1
AYMT200	200	103	12	2.5
AYMT250	250	153	12	3.3

澳洲塑料方块
Plastic Block



NO.	A mm	B	C	H	WT(g)
FK01A	76	74	28	62.5	315

澳洲铝合金轨道
Aluminium Alloy Track



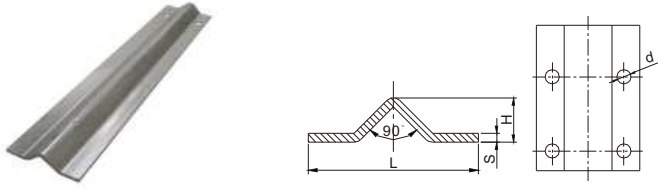
NO.	C mm	H	L	S	A	WT(g)
FG01A	40	27	82	3	300	305

美国螺杆滑轮
Solid Steel Y-Groove Wheel



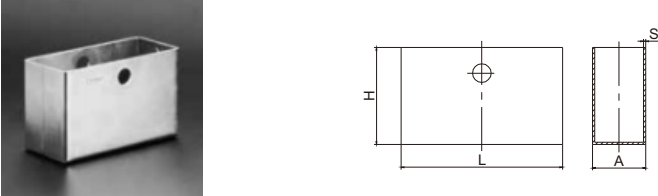
NO.	D mm	A	M*L	WT(kg)
HL2Y102	102	46	1/2-13*95	2.44
HL2Y152	152	43.5	5/8-11*90	5.633

V型轨道
Galvanized Sliding Gate V Track



NO.	L mm	H	S	d	WT(kg)
HGVM3M	92	19.5	2.5	10.5	5.7
HGVM6M	92	19.5	2.5	10.5	11.5

单滑轮框架
Sliding Gate Wheel Box



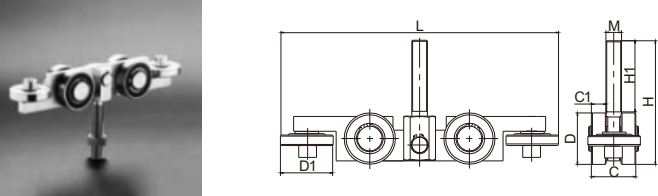
NO.	L mm	H	A	S	WT(g)
H-HZ01	125	79	57	3	748
H-HZ02	170	102	59	4	1336

美国底座
Steel Base Plate



NO.	D mm	A	B	H	WT(g)
DZ01A	13	153	148.5	128	2253.5

美国6轮轴承挂轮
Internal Slide Gate Track Trolley



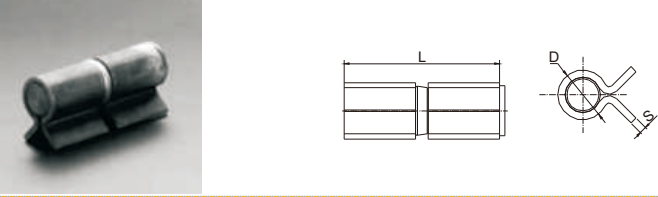
NO.	D*C1 mm	C	D1	M	H	L	WT(kg)
GL18A	52*15	45	53	16	125	280	2.3

L杆印章铰链
Adjustable Steel Barrel Hinges



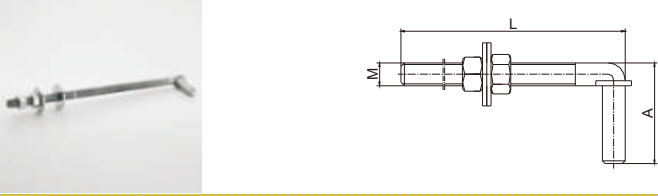
NO.	D mm	M	L	A	B	WT(g)
JL34A	25	M16	102	53	27	638
JL34B	35	M20	146	80	38	1372

八字铰链
Round Barrel Body Hinge



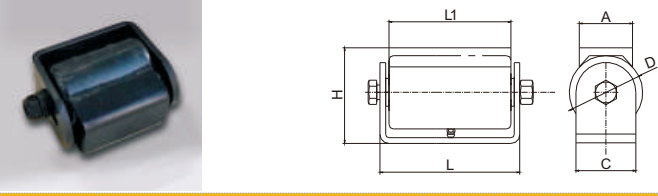
NO.	D mm	L	S	WT(g)
JL36A	28	90	4	455

L型长螺杆铰链
Gate Bolt Hinge



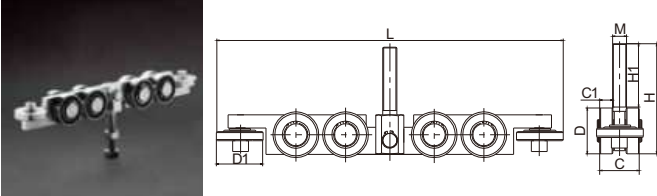
NO.	M mm	L	A	WT(g)
JL38A	5/8-11	350	71	642.5
JL38B	5/8-11	270	56	524.5

虎头铰链
Standard Duty Round Mounted Hinge



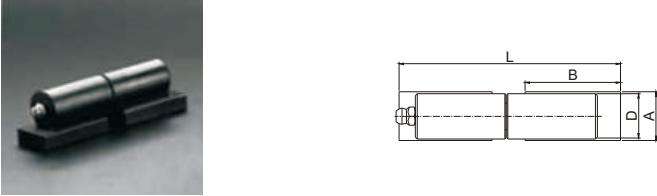
NO.	D mm	A mm	C	H	L	L1	WT(g)
JL47B	57	50	50	82	102	76	2317

美国10轮轴承挂轮
Internal Slide Gate Track Trolley



NO.	D*C1 mm	C	D1	M	H	L	WT(kg)
GL19A	52*15	45	53	16	125	399	3.56

印章铰链
Adjustable Steel Barrel Hinges



NO.	D mm	L	A	B	WT(g)
JL33A	25	120	27	53	618
JL33B	35	172	38	80	1600

可调铰链
Adjustable Barrel Hinge



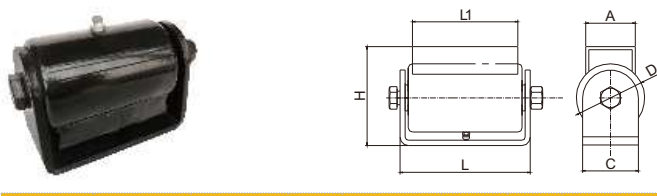
NO.	D mm	L	L1	M	A	B	WT(g)
JL35A	25	100-128	140	M16	27	57	638
JL35B	35	153-190	160	M20	38	76	1372

轴承座铰链
Heavy Duty Swing Bearing Hinge




NO.	A mm	B	L	WT(g)
JL37A	38	37.5	72	932.5

虎头铰链
Standard Duty Round Mount Hinge



NO.	D mm	A mm	C	H	L	L1	WT(g)
JL49B	57	50	50	88-107	102	76	2432

美国旋转铰链
2 Way Lockable Hinge



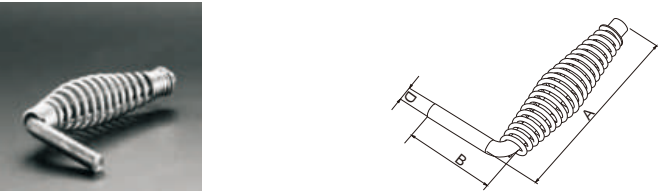
NO.	D mm	A	C mm	B	L	WT(g)
JL69A	19	138	28.5	87	138-163	762

美国双锁孔插销
Slide Bolt Latch



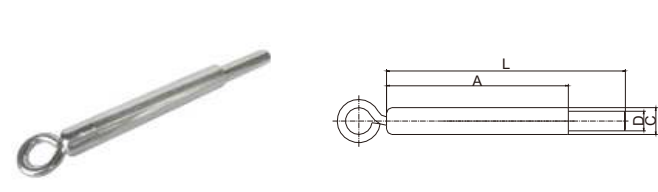
NO.	D mm	A	C	L	S	WT(g)
CX03A	12	79	25	140	2	253

美国橄榄型弹簧插销
Spring Latch



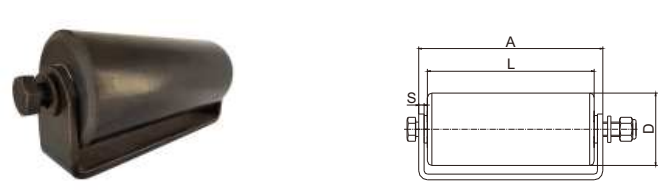
NO.	D mm	A	B	WT(g)
CX24A	13	160	80	346.5

美国拉钩插销
Spring Pipe Latch



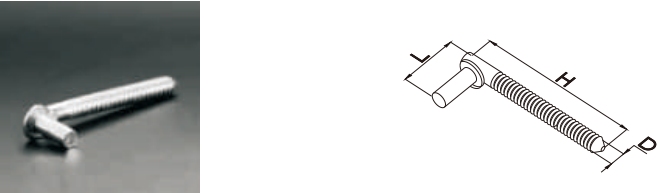
NO.	D mm	A	C	L	WT(g)
CX14B	19	177	26	200-240	793.5

美国宽轮框架
Plastic Guide Roller



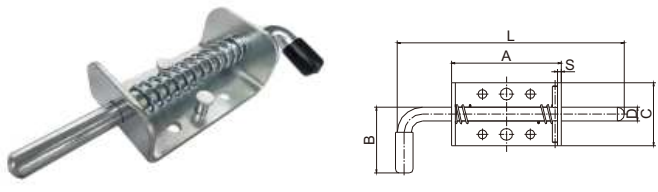
NO.	D mm	A	L	S	WT(g)
KJ12A	66	168	6	5	1127
KJ12B	66	320	12	5	1963

自攻铰链
Gate Bolt Hinge



NO.	D mm	H	L	WT(g)
JL45A	16.5	165	55	288

美国弹簧插销
Spring Latch



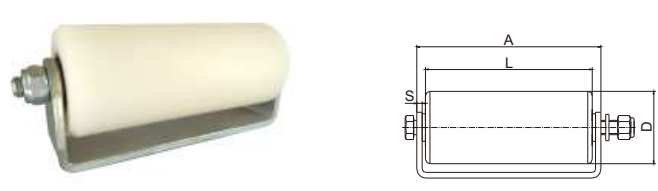
NO.	D mm	A	B	C	L	S	WT(g)
CX01A	11	87	42	50	180	3	322

美国铁板铰链
Butt Hinge



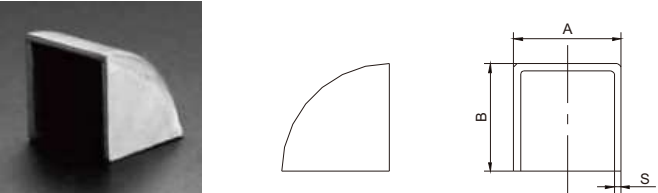
NO.	D mm	A	B	S	WT(g)
JL46A	9	51	51	2	56
JL46B	13	76	76	2	152
JL46C	15	76	76	3	213
JL46D	13	101.5	101.5	2	253
JL46E	19	101.5	101.5	4.5	495
JL46F	22.5	127	127	4	815
JL46G	27	152	152	5	1371
JL46H	29	100	100	6	839

美国宽轮框架
Plastic Guide Roller



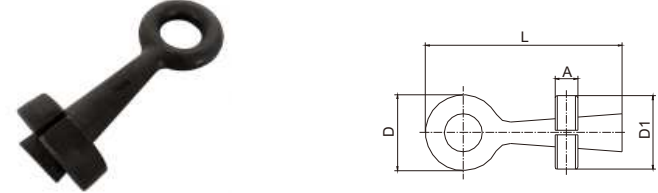
NO.	D mm	A	L	S	WT(g)
KJ21A	62.5	95	3'	5	691
KJ21B	62.5	167	6'	5	1069
KJ21C	62.5	320	12'	5	1836

方管连角
Square Tube Corner



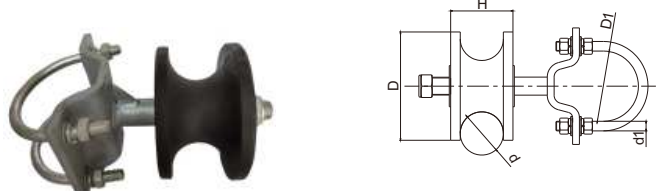
NO.	A	B	S	WT(g)
FGLJ01A	25.4	25.4	1.5	81
FGLJ01B	31.5	31.5	1.5	81
FGLJ01C	38	38	1.5	81
FGLJ01D	51	51	1.5	136

锚型链杆
Wire Rope Clip(EYE BOLT AND NUT)



NO.	D mm	L	D1	A	WT(g)
LG01A	50	130	48.5	15	434.5

圆管滚轮
Cantilever Gate Roller



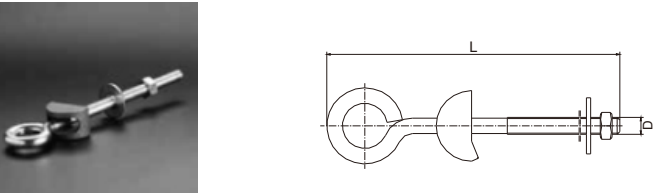
NO.	D mm	D1	H	d	d1	WT(g)
YGGL01A	158	118	91	63	12.5	5327

圆管连角
Steel Pipe Elbow



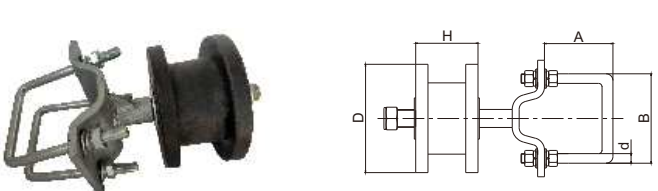
NO.	D mm	Rb	S	WT(g)
WG01A	16	28	3	65
WG01B	22	24	3	94
WG01C	21	15	3	75
WG01D	26	21	4	168
WG01E	35	29	3.5	240
WG01F	41	34	3.5	330
WG01G	52.5	47.5	4	651
WG01H	62	58	5	1199

铁块链杆
Wire Rope Clip(EYE BOLT AND NUT)



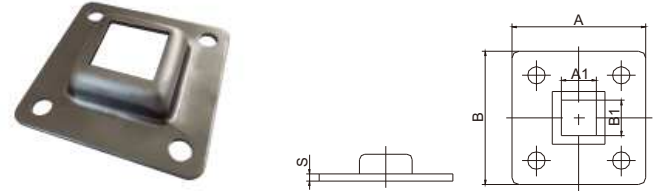
NO.	D mm	L	WT(g)
LG02A	1/2-13	288	460
LG02B	5/8-11	295	694

方管滚轮
Cantilever Gate Roller



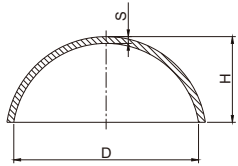
NO.	D mm	d	H	A	B	WT(g)
FGGL01A	158	12.5	91	132	132	5890

中间突出立柱底板
Steel Raised Base Plate



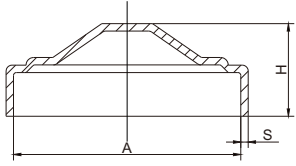
NO.	A*B mm	A1*B1	S	WT(g)
LZDB02A	100*100	26.5*26.5	3	249
LZDB02B	100*100	33.5*33.5	3	239
LZDB02C	100*100	39.5*39.5	3	225
LZDB02D	125*125	52*52	3	347

美国圆盘柱盖
Steel Post Cap



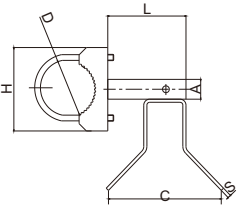
NO.	D mm	H	S	WT(g)
ZG05A	1 5/8'	21	2	40
ZG05B	2 3/8'	28	2.5	102
ZG05C	2 7/8'	30.5	2.5	138
ZG05D	3 1/2'	34	2.5	197
ZG05E	4'	30	2.5	231
ZG05F	4 1/2'	35	2.5	287
ZG05G	6 5/8'	35	2.5	543
ZG05H	8 5/8'	35	2.5	911

美国梯形柱盖
Square Steel Post Cap



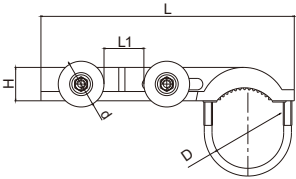
NO.	A mm	H	S	WT(g)
ZG10A	17	16	1.2	8
ZG10B	20	17.5	1.2	10
ZG10C	26.5	19.5	1.2	16
ZG10D	33	22	1.2	25
ZG10E	39	24.5	1.2	34
ZG10F	52	32	1.2	56
ZG10G	64.5	36.5	1.2	82
ZG10H	77	43	1.2	121
ZG10I	103	51	1.2	200
ZG10J	128	60	1.2	309
ZG10K	153.5	70	1.2	434

门兜
End Stop



NO.	D mm	H	L	A	C	S	WT(g)
ZJ01A	130	160	150	38*38	216	6	2414

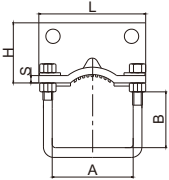
导轮
Guide Wheel



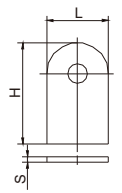
NO.	D mm	H	d	L	L1	WT(g)
ZJ03A	170	52	74	453	13-133.5	4556



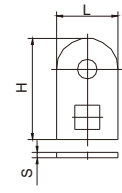
框架
Guide Bracket



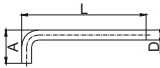
NO.	A mm	B	H	L	S	WT(g)
ZJ02A	110	110	113	153	10	3763



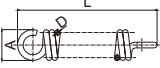
名称-ARTICLE Weld tab					
NO.	Hmm	L	S	WT(g)	
LJP001A	41	25	3	21	
LJP001B	57	25	3	36	
LJP001C	70	28	3	83	
LJP001D	89	50	3	116	



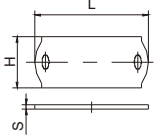
名称-ARTICLE Weld tab					
NO.	Hmm	L	S	WT(g)	
LJP002A	57	25	3	36	



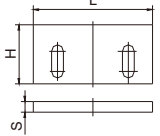
名称-ARTICLE FENCE CLIPS					
NO.	L	A	D	WT(g)	
JZWJ02A	63	28	6	205	



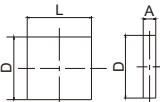
名称-ARTICLE Spring					
NO.	L	A	D	WT(g)	
JZWJ03A	300	44	8	1391	



名称-ARTICLE Base Plate					
NO.	Hmm	L	S	WT(g)	
LJP005A	38	87	4	104	
LJP005B	38	102	4	122	



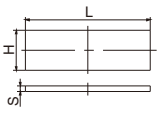

名称-ARTICLE Slot Clip					
NO.	Hmm	L	S	WT(g)	
LJP006A	89	153	5	4455	



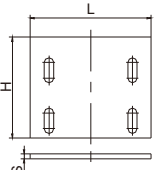
名称-ARTICLE Pipe Sleeve Hinge					
NO.	L	A	D	WT(g)	
JZWJ05A	77	15	73.5	1034.5	
JZWJ05B	77	25	60	861	



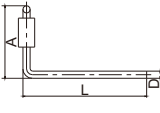
名称-ARTICLE Base Plate Stud					
NO.	L	A	D	WT(g)	
JZWJ06A	150	28	125	1805	



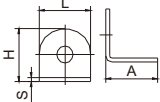
名称-ARTICLE Flat Plate					
NO.	Hmm	L	S	WT(g)	
LJP007A	575	200	6	544.5	



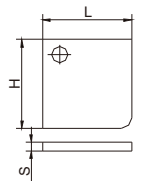
名称-ARTICLE 4 Hole Purlin Clip					
NO.	Hmm	L	S	WT(g)	
LJP008A	153	178	5	926.5	



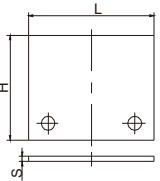

名称-ARTICLE Trailer Door Latch					
NO.	L	A	D	WT(g)	
JZWJ07A	165	139	125	354.5	



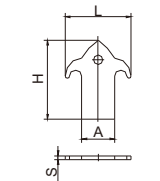
名称-ARTICLE Angle Weld Bracket					
NO.	Hmm	L	A	S	WT(g)
LJP003A	38	38	38	4	83
LJP003B	44.5	25	89	4	90
LJP003C	45	38	102	4	176



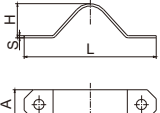
名称-ARTICLE FB Clip					
NO.	Hmm	L	S	WT(g)	
LJP009A	76	76	3.5	148	



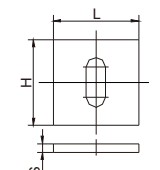

名称-ARTICLE 2 Hole Purlin Clip					
NO.	Hmm	L	S	WT(g)	
LJP010A	152	175	5	967	



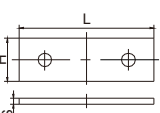
名称-ARTICLE Flower Weld Tab					
NO.	Hmm	L	A	S	WT(g)
LJP004A	70	70	25.5	25	45



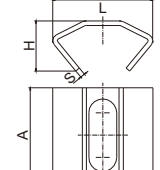
名称-ARTICLE Fence Clip					
NO.	Hmm	L	A	S	WT(g)
LJP018A	30	116	26	2	49.5



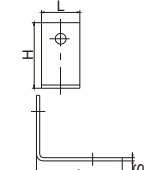
名称-ARTICLE Purlin Clip					
NO.	Hmm	L	S	WT(g)	
LJP011A	102	102	6	458.5	
LJP011B	153	153	6	1095	



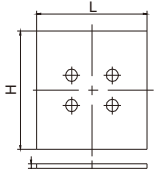

名称-ARTICLE Purlin Clip					
NO.	Hmm	L	S	WT(g)	
LJP012A	48	146	3	169.5	
LJP012B	83	216	6	907.5	
LJP012C	89	203	9.5	1196	



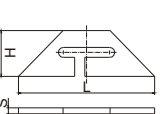
名称-ARTICLE Striker Plate					
NO.	Hmm	L	A	S	WT(g)
LJP019A	54	108	102	5	632



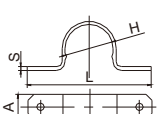
名称-ARTICLE Steel Clip					
NO.	Hmm	L	A	S	WT(g)
LJP020A	73	405	73	3	135.5



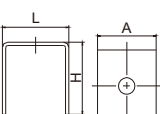
名称-ARTICLE Purlin Clip Base					
NO.	Hmm	L	S	WT(g)	
LJP013A	204	215	10	315.3	



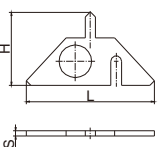
名称-ARTICLE Chain Latch					
NO.	Hmm	L	S	WT(g)	
LJP015A	50.5	150	6	210.5	



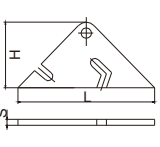
名称-ARTICLE Continuous Clips					
NO.	Hmm	L	A	S	WT(g)
LJP021A	33	85	17	25	49.5
LJP021B	50	116	22	2	100



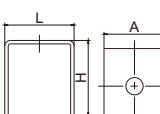
名称-ARTICLE Small Spring Hanger					
NO.	Hmm	L	A	S	WT(g)
LJP022A	60	50	76	5.5	42.5



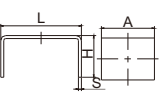
名称-ARTICLE Gate Latch					
NO.	Hmm	L	S	WT(g)	
LJP016A	57	100	4	64	



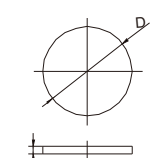
名称-ARTICLE Chain Latch					
NO.	Hmm	L	S	WT(g)	
LJP017A	56	111	4	98	



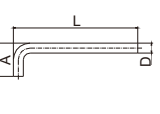
名称-ARTICLE Large Spring Hanger					
NO.	Hmm	L	A	S	WT(g)
LJP023A	98	60	75	5.5	73.3



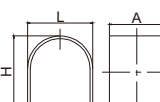
名称-ARTICLE Stake Pocket					
NO.	Hmm	L	A	S	WT(g)
LJP024A	49	100	76	4	457.5



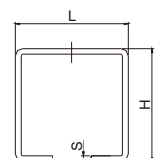
名称-ARTICLE			23/8 flat	
NO.	A	D	WT(g)	
LJP014A	5	60.3	112	
名称-ARTICLE			27/8 flat	
NO.	A	D	WT(g)	
LJP014B	3	72	105.5	



名称-ARTICLE Round Bar					
NO.	L	A	D	WT(g)	
JZWJ01A	135	38.5	125	159.5	



名称-ARTICLE Hinge Strap					
NO.	Hmm	L	A	S	WT(g)
LJP025A	49	35.5	38	4	128.5



名称-ARTICLE Bracket					
NO.	Hmm	L	A	S	WT(g)
JZWJ04A	62	63	40	3	780